INVEST IN THE FUTURE

CHARGE

CHARGERS - BATTERY SUPPORT UNITS - BOOSTERS - STARTERS
TESTERS - PORTABLE ENERGY - JUMPER CABLES - EV CHARGING - ACCESSORIES

2026

A solid manufacturing group

900 people

C1+
Credit Rating
Banque de France

€ 140 000 000

55 000 m²
2 factories

FRENCH MANUFACTURER
SINCE 1964

A family company

Nicolas & Bruno
Bouygues

Global coverage

125 countries

4 catalogues

3 500+ references

MMA/SMAW
TIG/GTAW
MIG-MAG/GMAW-FCAW
Plasma cutting
Induction heating
Stud welding
Spot welding
Accessories
Protection
Consumables

Spot welding
Dent pulling
MIG-MAG/GMAW-FCAW
Plasma cutting
Induction heating
Riveting
Lifting
Bodyshop tools

Chargers
Battery support units
Boosters
Starters
Testers
Portable energy
Jumper cables
EV charging
Accessories

Releasing
Shrink-fitting
Stripping
Straightening
Dent removal
Bending
Brazing

GYS FRANCE - HEADQUARTERS
Laval

GYS LOGISTICS CENTER
Laval

GYS GERMANY
Aachen

GYS U.K.
Rugby

GYS CHINA
Shanghaï

GYS ITALIA
Venezia

GYS IBERICA
Madrid

Table of contents

CHARGERS & BATTERY SUPPORT UNIT ..... 6 › 47
CHARGERS & STARTERS ..... 48 › 51
BOOSTERS ..... 52 › 71
ACCESSORIES ..... 72 › 91

GYS

★★★★★ THEY TRUST US ★★★★★

ILS NOUS FONT CONFIANCE

LAND ROVER
JAGUAR
MERCEDES
smart
VOLKSWAGEN GROUP
BMW
MINI
ROLLS ROYCE
DAF

CHARGERS & BATTERY SUPPORT UNITS

6 - 12 - 16 - 24 - 36 - 48 V

CHARGERS - GYSFLASH

GYSFLASH Pb	6
GYSFLASH LITHIUM	9
GYSFLASH Pb / LITHIUM	10
GYSFLASH ON BOARD	18

CONVERTER DC/DC

ENERGYS DC › DC CHARGER	19

BATTERY SUPPORT UNITS

GYSFLASH PRO	20
GYSFLASH PRO CNT	22
STARTFLASH	28
BATTERY BALANCING	30
CONNECTED TECHNOLOGY & ACCESSORIES	34

MORE CHARGERS

ARTIC	40
ENERGY / TCB	41
CT / CA / WATTMATIC	42
BATIUM	44
DIAG-BATIUM	46
MULTICHARGE STATION	47

CHARGERS Pb

GYSFLASH TECHNOLOGY

SSM

Save and load settings. Automatic restart in case of power cut.

Mémorisation des réglages. Redémarrage automatique en cas de coupure électrique.

Einstellungsspeicherung. Automatisches Starten nach einem Netzausfall.

START STOP

Start/stop Engine :
Compatible with Start/Stop vehicles.
Compatible véhicules Start/Stop.
Geeignet für START-STOP- Fahrzeuge.

CAN BUS

Can Bus ready: compatible with Can Bus Technology, the Gysflash can be connected to the motorcycle 12V socket (cable is optional).

Can bus ready : compatible avec la technologie Can Bus, le Gysflash se branche directement sur la prise 12 V de la moto (câble en option).

Can-Bus Ready: Mit der Can-Bus Technologie kompatibel. Das GYSFLASH wird direkt an den 12V-Anschluss des Motorrads angeschlossen (Kabel optional).

Auto Recovery : Recovers deeply discharged (min 2V) and/or sulfated batteries.

Auto Recovery : Récupération des éléments des batteries profondément déchargées (mini 2V) et/ou sulfatées.

Auto Recovery: Wiederherstellung der Zellen bei tiefentladenen bzw. sulfatierten Batterien (min. 2V).

"Cold charge" mode: performance-enhancing charging mode for cold or freezing weather conditions.

Mode "Cold charge": optimisation des performances en cas de temps froid ou de gel.

«Cold Charge»-Modus: Leistungsoptimierung bei kaltem Wetter oder bei Frost.

Fitted with a highly sensitive sensor, Gysflash automatically adjusts the charge based on ambient temperature.

Équipé d'un capteur haute sensibilité, le Gysflash ajuste automatiquement les paramètres de charge en fonction de la température ambiante.

Ausgestattet mit einem hochempfindlichen Sensor stellt das GYSFLASH automatisch die Ladeparameter der Umgebungstemperatur entsprechend ein.

Power supply mode: Optimum floating charge, ideal for use during battery change to protect vehicle memory.
Also for when the vehicle is not in use for extended periods or for demonstration use.

Source d'énergie : mode de maintien optimal de l'état de charge.
Idéal pour les véhicules en hivernage, de démonstration, ou pour le remplacement de batterie.

Energiequelle: Aufrechterhaltung des Batteriezustands.
Ideal für Saison-, Austellungsfahrzeuge oder bei Batteriewechsel.

SMART CHARGE 7 STEP / 8 STEP

1. Status analysis
2. Recovery
3. Test desulphation
4. Desulphation
5. Fast charge 80%
6. Absorption
7. Refresh (for "8 step" only)
8. Floating 100%

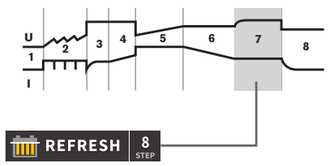

Rebalancing the battery cells for greater (not available on all models).

Rééquilibrage des cellules de la batterie pour plus de longévité (suivant modèle).

Regenerierung der Batteriezellen für eine längere Lebensdauer (je nach Modell).

YouTube
PLAYLIST
GYSFLASH

12 V

GYSFLASH 1.12

1 A

GO > 7 V | SSM | START STOP | CAN BUS | 7 STEP

F FLASH Connector

029361
: 029514

GYSFLASH 4.12 & 4.12S

0.8/4 A

GO > 2 V | SSM | START STOP | CAN BUS | 7 STEP

F FLASH Connector



4.12
029422
: 029521

4.12S (110 V)
069190
072701
072817

GYSFLASH 6.12

0.8/6 A

GO > 2 V | SSM | START STOP | CAN BUS | REFRESH 8 STEP

F FLASH Connector

029378
: 029613

GYSFLASH 8.12

8 A

GO > 2 V | SSM | START STOP | REFRESH 8 STEP

029385
: 029545

GYSFLASH 12.12

12 A

GO > 2 V | SSM | START STOP | REFRESH 8 STEP

S SAE Connector

029392
: 029552

REGISTERED PATENT NUMBERS
002280008 & 002279927
EUROPEAN TRADEMAR & DESIGN

110 V

GYSFLASH 4.12 S
GYSFLASH 1.12 PL S

	50 / 60 Hz		Power	I_{charge}	V	Charge	Maintenance	Zz	Ondulation/ Ripple	Charging curve		IP			L × W × H cm / kg
GYSFLASH 1.12	220-240 V AC	1 m	18 W	**1 A**	**12 V**	2 › 32 Ah	2 › 100 Ah	<0.4 Ah/month	<150 mV Rms	IUoU	7 steps	IP 65	0.44 kg	13 × 8 × 3.8 cm	30 × 15.5 × 6 / 0.6
GYSFLASH 4.12 GYSFLASH 4.12S	220-240 V AC 100-127 V AC	2 m	70 W	**0,8/4 A**	**12 V**	1.2 › 90 Ah	1.2 › 130 Ah	<0.4 Ah/month	<150 mV Rms	IUoU	7 steps	IP 65	0.69 kg	17 × 9 × 5.1 cm	34.5 × 17.9 × 36.2 / 0.89
GYSFLASH 6.12	220-240 V AC	2 m	90 W	**0,8/6 A**	**12 V**	1.2 › 125 Ah	1.2 › 170 Ah	<0.4 Ah/month	<150 mV Rms	IUoU	8 steps	IP 65	0.77 kg	19 × 10 × 5.2 cm	36 × 19.5 × 7 / 1
GYSFLASH 8.12	220-240 V AC	2 m	130 W	**8 A**	**12 V**	15 › 160 Ah	15 › 240 Ah	<0.4 Ah/month	<150 mV Rms	IUoU	8 steps	IP 65	0.85 kg	19 × 10 × 5.2 cm	36 × 19.5 × 7 / 1
GYSFLASH 12.12	220-240 V AC	2 m	195 W	**12A**	**12 V**	20 › 250 Ah	20 › 330 Ah	<0.4 Ah/month	<100 mV Rms	IUoU	8 steps	IP 65	1.1 kg	22.1 × 11.1 × 5.8 cm	36.4 × 20 × 6.8 / 1.3

DESIGN GYS FRANCE

MADE IN GYS CHINA

CHARGERS Pb

YouTube
PLAYLIST
GYSFLASH

GYSFLASH TECHNOLOGY

SSM

Save and load settings. Automatic restart in case of power cut.

Mémorisation des réglages. Redémarrage automatique en cas de coupure électrique.

Einstellungsspeicherung. Automatisches Starten nach einem Netzausfall.

START STOP

Start/stop Engine :
Compatible with Start/Stop vehicles.
Compatible véhicules Start/Stop.
Geeignet für START-STOP- Fahrzeuge.

CAN BUS

Can Bus ready: compatible with Can Bus Technology, the Gysflash can be connected to the motorcycle 12V socket (cable is optional).

Can bus ready : compatible avec la technologie Can Bus, le Gysflash se branche directement sur la prise 12 V de la moto (câble en option).

Can-Bus Ready: Mit der Can-Bus Technologie kompatibel. Das GYSFLASH wird direkt an den 12V-Anschluss des Motorrads angeschlossen (Kabel optional).

Auto Recovery : Recovers deeply discharged (min 2V) and/or sulfated batteries.

Auto Recovery : Récupération des éléments des batteries profondément déchargées (mini 2V) et/ou sulfatées.

Auto Recovery: Wiederherstellung der Zellen bei tiefentladenen bzw. sulfatierten Batterien (min. 2V).

Fitted with a highly sensitive sensor, Gysflash automatically adjusts the charge based on ambient temperature.

Équipé d'un capteur haute sensibilité, le Gysflash ajuste automatiquement les paramètres de charge en fonction de la température ambiante.

Ausgestattet mit einem hochempfindlichen Sensor stellt das GYSFLASH automatisch die Ladeparameter der Umgebungstemperatur entsprechend ein.

SMART CHARGE 7 STEP / 8 STEP / 8 STEP LiFePO4

Pb

1. Status analysis
2. Recovery
3. Test desulphation
4. Desulphation
5. Fast charge 80%
6. Absorption
7. Refresh (for "8 step" only)
8. Floating 100%

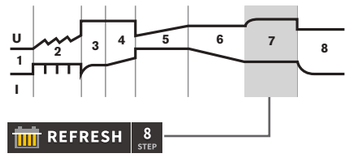

Rebalancing of the battery cells for greater longevity (not available on all models).

Rééquilibrage des cellules de la batterie pour plus de longévité (suivant modèle).

Regenerierung der Batteriezellen für eine längere Lebensdauer (je nach Modell).

LiFePO4 (LFP)

1. UVP Wake up - Status analysis
2. Recovery
3. Fast charge 90%
4. Absorption 95%
5. Test
6. Completion
7. Equalization
8. Floating 100%

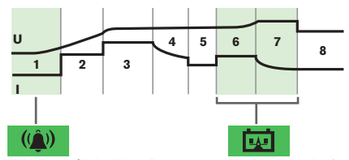

UVP Wake up (Under Voltage Protection)
Battery reactivation when in UVP protection.
Réactivation de la batterie en protection UVP.
Reaktivierung der Batterie mit UVP-Schutz.

Equalizing Balancing System
Balancing of the battery cells.
Équilibrage des cellules.
Ausgleich der Batteriezellen.

HERITAGE • 6/12 V

GYSFLASH 6 HERITAGE

0.8/6 A

GO > 2 V | SSM | REFRESH 8 STEP

F FLASH Connector

029538

6/12/24 V

GYSFLASH 6.24

0.8/6 A

GO > 2 V | SSM | START STOP | 7 STEP

F FLASH Connector

029460
: 029644

GYSFLASH 9.24

9 A

GO > 2 V | SSM | START STOP | REFRESH 8 STEP

S SAE Connector

029477
: 029651

PATENTS REGISTERED NUMBERS 002280008 & 002279927 EUROPEAN TRADEMARK & DESIGN	50 / 60 Hz		Power	I_{charge}	V	Charge	Maintenance		Ondulation/ Ripple	Charging curve		IP			L × W × H cm / kg
GYSFLASH 6 HERITAGE	220-240 V AC	2 m	90 W	**0,8/6 A**	**6/12 V**	1.2 › 125 Ah	1.2 › 170 Ah	<0.4 Ah /month	<150 mV Rms	IUoU	8 steps	IP 65	0.77 kg	19 × 10 × 5.2 cm	36.5 × 19.4 × 7 cm / 1
GYSFLASH 6.24	220-240 V AC	2 m	130 W	**0.8/6 A**	**6/12 V**	1.2 › 125 Ah	1.2 › 170 Ah	<0.4 Ah /month	<150 mV Rms	IUoU	7 step	IP 65	0.85 kg	19 × 10 × 5.2 cm	36.5 × 19.5 × 7 cm / 1
				0,8/4 A	**24 V**	1.2 › 100 Ah	1.2 › 140 Ah								
GYSFLASH 9.24	220-240 V AC	2 m	190 W	**9 A**	**6/12 V**	18 › 220 Ah	18 › 300 Ah	<0.4 Ah /month	<100 mV Rms	IUoU	8 step	IP 65	1.1 kg	22.1 × 11.1 × 5.8 cm	36.5 × 19.5 × 7 cm / 1.3
				6 A	**24 V**	15 › 125 Ah	15 › 170 Ah								

DESIGN GYS FRANCE
MADE IN GYS CHINA

CHARGERS LiFePO4

12 V

GYSFLASH 1.12 Lithium

1 A

GO > 7 V | SSM | CAN BUS | 8 STEP LiFePO4

F FLASH Connector

029675

GYSFLASH 6.12 Lithium

4/6 A

GO > 2 V | SSM | CAN BUS | 8 STEP LiFePO4

F FLASH Connector

029729

DESIGN GYS FRANCE MADE IN GYS CHINA	50 / 60 Hz		Power	I charge	V	Charge	Mainte-nance		Ondulatio / Ripple	Charging curve		IP			L × W × H cm / kg
GYSFLASH 1.12 Lithium	220-240 V AC	1 m	18 W	**1 A**	**12 V**	0.5 › 20 Ah	0.5 › 50 Ah	<0.4 Ah/ month	<150 mV Rms	IUoU	8 step	IP 65	0.44 kg	13 × 8 × 3.8 cm	29.7 × 15 × 5.7 / 0.6
GYSFLASH 6.12 Lithium	220-240 V AC	2 m	90 W	**4/6 A**	**12 V**	1.2 › 125 Ah	1.2 › 170 Ah	<0.4 Ah/ month	<150 mV Rms	IUoU	8 step	IP 65	0.77 kg	19 × 10 × 5.2 cm	36.5 × 19.5 × 7 / 1

CHARGERS
Pb/LiFePO4

12 V

OPTION

Gysflash 18.12 PL, 30.12 PL, 20.12/24 PL, 10.36/48 PL

Magnetfix 20
026063

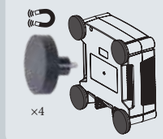



12 / 24 V

GYSFLASH 1.12 PL & 1.12 PL S

1 A

GO > 7 V | SSM | START STOP | CAN BUS | 7 STEP Pb | 8 STEP LiFePO4

1.12 PL
026902

1.12 PL S (110 V)
070851
072794
072824

GYSFLASH 8.12 PL

1/4/ 8 A

GO > 2 V | SSM | START STOP | CAN BUS | 7 STEP Pb | 8 STEP LiFePO4

069282

GYSFLASH 18.12 PL

7/12/ 18 A

GO > 2 V | SSM | START STOP | t° | 7 STEP Pb | 8 STEP LiFePO4

026926

GYSFLASH 30.12 PL

7/15/ 30 A

GO > 2 V | SSM | START STOP | t° | 7 STEP Pb | 8 STEP LiFePO4

029668
: 026070

GYSFLASH 20.12/24 PL

7/15/ 20 A

GO > 2 V | SSM | START STOP | t° | 7 STEP Pb | 8 STEP LiFePO4

026049
: 027558

PATENTS REGISTERED NUMBERS 002280008 & 002279927 EUROPEAN TRADEMARK & DESIGN		50 / 60 Hz		Power	I_{charge}	V	Charge	Maintenance		Ondulation/ Ripple	Charging curve		IP			L × W × H cm / kg
DESIGN GYS FRANCE	GYSFLASH 1.12 PL	220-240 V AC	2 m	20 W	**1 A**	**12 V**	2 › 32 Ah (Pb) 0.5 › 20 Ah (LiFePO4)	2 › 100 Ah (Pb) 0,5 › 50 Ah (LiFePO4)	<0.4 Ah/ month	<150 mV Rms	IUoU	7 step (Pb) 8 step (LiFePo4)	IP 65	0,69 kg	17 × 9 × 5.1 cm	33 × 17.5 × 6 / 0.8
	GYSFLASH 1.12 PL S	100-127 V AC														
MADE IN GYS CHINA	GYSFLASH 8.12 PL	220-240 V AC	2 m	130 W	**1/4/8 A**	**12 V**	2 › 160Ah (Pb) 1.2 › 160 Ah (LiFePO4)	2 › 240Ah (Pb) 1.2 › 240 Ah (LiFePO4)	<0.4 Ah/ month	<150 mV Rms	IUoU	7 step (Pb) 8 step (LiFePo4)	IP 65	0,85 kg	19 × 10 × 5.2 cm	—
MADE IN FRANCE	GYSFLASH 18.12 PL	220-240 V AC	2 m	300 W	**7/12/18 A**	**12 V**	15 › 270 Ah (Pb) 7 › 270 Ah (LiFePO4)		<0.5 Ah/ month	<100 mV Rms	IUoU	7 step (Pb) 8 step (LiFePo4)	IP 31	1,55 kg	19 × 19 × 7.3 cm	30 × 22 × 9 / 1.9

PATENTS REGISTERED NUMBERS 002280008 & 002279927 EUROPEAN TRADEMARK & DESIGN		50 / 60 Hz		Power	I_{charge}	V	Charge	Maintenance		Ondulation/ Ripple	Charging curve		IP			L × W × H cm / kg
MADE IN FRANCE	GYSFLASH 30.12 PL	220-240 V AC	2 m	500 W	**7/15/30 A**	**12 V**	15 › 375 Ah (Pb) 7 › 375 Ah (LiFePO4)		<0.5 Ah/month	<150 mV Rms	IUoU	7 step (Pb) 8 step (LiFePo4)	IP 31	1,85 kg	19 × 19 × 7.3 cm	30 × 22 × 9 / 2.2
	GYSFLASH 20.12/24 PL	220-240 V AC	2 m	500 W	**7/15/20 A**	**12 V**	15 › 300 Ah (Pb) 7 › 300 Ah (LiFePO4)		<1 Ah/month	<150 mV Rms	IUoU	7 step (Pb) 8 step (LiFePo4)	IP 31	1,85 kg	19 × 19 × 7.3 cm	30 × 22 × 8.5 / 2.2
					7/15 A	**24 V**	15 › 240 Ah (Pb) 7 › 240 Ah (LiFePO4)									

CHARGER Pb/LiFePO4

GYSFLASH TECHNOLOGY

SSM

Save and load settings. Automatic restart in case of power cut.

Mémorisation des réglages. Redémarrage automatique en cas de coupure électrique.

Einstellungsspeicherung. Automatisches Starten nach einem Netzausfall.

START STOP **Start/stop Engine :**
Compatible with Start/Stop vehicles.
Compatible véhicules Start/Stop.
Geeignet für START-STOP- Fahrzeuge.

Auto Recovery : Recovers deeply discharged (min 2V) and/or sulfated batteries.

Auto Recovery : Récupération des éléments des batteries profondément déchargées (mini 2V) et/ou sulfatées.

Auto Recovery: Wiederherstellung der Zellen bei tiefentladenen bzw. sulfatierten Batterien (min. 2V).

Fitted with a highly sensitive sensor, Gysflash automatically adjusts the charge based on ambient temperature.

Équipé d'un capteur haute sensibilité, le Gysflash ajuste automatiquement les paramètres de charge en fonction de la température ambiante.

Ausgestattet mit einem hochempfindlichen Sensor stellt das GYSFLASH automatisch die Ladeparameter der Umgebungstemperatur entsprechend ein.

SMART CHARGE 7 STEP / 8 STEP LiFePO4

Pb

1. Status analysis
2. Recovery
3. Test desulphation
4. Desulphation
5. Fast charge 80%
6. Absorption
7. Floating 100%

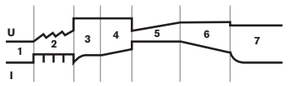

LiFePO4 (LFP) / Li-ion

1. UVP Wake up
- Status analysis
2. Recovery
3. Fast charge 90%
4. Absorption 95%
5. Test
6. Completion
7. Equalization
8. Floating 100%

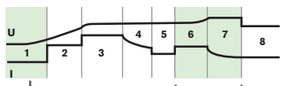

UVP Wake up (Under Voltage Protection)
Battery reactivation when in UVP protection.
Réactivation de la batterie en protection UVP.
Reactivierung der Batterie mit UVP-Schutz.

Equalizing Balancing System
Balancing of the battery cells.
Equilibrage des cellules.
Ausgleich der Batteriezellen.

SMART COOLING TECHNOLOGY

100% DUST PROOF

SILENT

INTENSIVE

IP 23
INDOOR / OUTDOOR

12 V

GYSFLASH 32.12 PL

7/15/**30 A**

GO > 2 V | SSM | START STOP | 7 STEP Pb | 8 STEP LiFePO4 | SC

2,5 m - 6 mm²
027381

CHARGER Pb

INCLUDED

Fixing kit

OPTIONS

Magnetfix 50
029637



GYSFLASH PRO vertical wall mounting kit
082694



INTENSIVE

SHOCK RESISTANT

IP 65
INDOOR / OUTDOOR

12 / 24 V

GYSFLASH 15.24 XTREM

15 A

GO > 2 V | SSM | START STOP | 7 STEP Pb | SC

5 m - 4 mm²
025813

Double insulation

ROBUST & SAFE
2 pts connection

included for Gysflash 15.24 XTREM
028760

INCLUDED

Fixing kit
for Gysflash 32.12 PL, 15.24 XTREM

OPTIONS

NATO CONNECTOR
026780

2 pts/NATO Spiral
5 m
028968

2 pts/NATO
5 m - 4 mm²
025837

2 pts/DIN 1490
Emergency vehicle
5 m
028777

		PATENTS REGISTERED NUMBERS 002280008 & 002279927 EUROPEAN TRADEMARK & DESIGN	50 / 60 Hz		Power	I_{charge}	V	Charge	Maintenance		Ondulation/ Ripple	Charging curve	IP			L × W × H cm / kg
MADE IN FRANCE	GYSFLASH 32.12 PL		230 V	2.5 m	500 W	7/15/30 A	12 V	10 › 400 Ah		<0.5 Ah/month	<150 mV Rms	IUoU	IP 23	4,7 kg	8 × 25 × 20 cm	36 × 27.5 × 20.5 / 4.6
	GYSFLASH 15.24 XTREM		230 V	2.5 m	500 W	7/10/15 A	12/24 V	5 › 240 Ah		<1 Ah/month	<150 mV Rms	IUoU	IP 65	5.4 kg	7.5 × 25 × 21 cm	27 × 20 × 36 / 5.4

GYSFLASH TECHNOLOGY

SSM

Save and load settings. Automatic restart in case of power cut.

Mémorisation des réglages. Redémarrage automatique en cas de coupure électrique.

Einstellungsspeicherung. Automatisches Starten nach einem Netzausfall.

Auto Recovery : Recovers deeply discharged (min 2V) and/or sulfated batteries.

Auto Recovery : Récupération des éléments des batteries profondément déchargées (mini 2V) et/ou sulfatées.

Auto Recovery: Wiederherstellung der Zellen bei tiefentladenen bzw. sulfatierten Batterien (min. 2V).

Fitted with a highly sensitive sensor, Gysflash automatically adjusts the charge based on ambient temperature.

Équipé d'un capteur haute sensibilité, le Gysflash ajuste automatiquement les paramètres de charge en fonction de la température ambiante.

Ausgestattet mit einem hochempfindlichen Sensor stellt das GYSFLASH automatisch die Ladeparameter der Umgebungstemperatur entsprechend ein.

SMART CHARGE 7 STEP / 8 STEP LiFePO4

Pb

1. Status analysis
2. Recovery
3. Test desulphation
4. Desulphation
5. Fast charge 80%
6. Absorption
7. Floating 100%

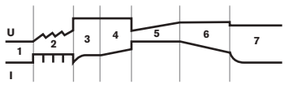

LiFePO4 (LFP) / Li-ion

1. UVP Wake up
- Status analysis
2. Recovery
3. Fast charge 90%
4. Absorption 95%
5. Test
6. Completion
7. Equalization
8. Floating 100%

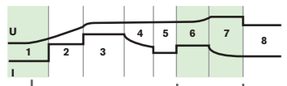

UVP Wake up (Under Voltage Protection)
Battery reactivation when in UVP protection.
Réactivation de la batterie en protection UVP.
Reaktivierung der Batterie mit UVP-Schutz.

Equalizing Balancing System
Balancing of the battery cells.
Équilibrage des cellules.
Ausgleich der Batteriezellen.

ELECTRO MOBILITY CHARGERS

Pb/Lithium

LiFePO4 / Li-ion / Li-Po / NMC / LCO / MCO / NCA...

OPTION



24 V • ELECTRICAL MOBILITY

GYSFLASH 6.24 PL

6 A GO > 2 V

GO > 2 V | SSM | 7 STEP Pb | 8 STEP LiFePO4 | 8 STEP Li-ion

S SAE Connector

027398

48 • INDUSTRY / ELECTROMOBILITY

GYSFLASH 3.48 PL

3 A

GO > 5 V | SSM | 7 STEP Pb | 8 STEP LiFePO4 | 8 STEP Li-ion

S SAE Connector

027893

36 / 48 • INDUSTRY / ELECTROMOBILITY

GYSFLASH 10.36/48 PL

10 A

GO > 5 V | SSM | 7 STEP Pb | 8 STEP LiFePO4 | 8 STEP Li-ion

A ANDERSON Connector

027060

DESIGN GYS FRANCE	PATENTS REGISTERED NUMBERS 002280008 & 002279927 EUROPEAN TRADEMARK & DESIGN	50 / 60 Hz		Power	I_{charge}	V	n cell Pb	n cell LFP	n cell NMC	Charge	Maintenance		Ondulation/Ripple	Charging curve		IP			L × W × H cm / kg
MADE IN GYS CHINA	**GYSFLASH 6.24 PL**	220-240 V AC	2 m	190 W	**6 A**	**24 V**	12	8	6	15 › 125 Ah (Pb) 2 › 125 Ah (Li)	15 › 170 Ah (Pb) 2 › 170 Ah (Li)	<0.4 Ah /month	<150 mV Rms	IUoU	7 step (Pb) 8 step (Li)	IP 65	1,1 kg	22.1 × 11.1 × 5.8 cm	36.3 × 19.3 × 6.7 cm / 1.4
	GYSFLASH 3.48 PL	220-240 V AC	2 m	195 W	**3 A**	**48 V**	24	15/16	13/14	6 › 60 Ah (Pb) 3 › 60 Ah (Li)	6 › 60 Ah (Pb) 3 › 60 Ah (Li)	<0.4 Ah /month	<150 mV Rms	IUoU	7 step (Pb) 8 step (Li)	IP 65	1,1 kg	22.1 × 11.1 × 5.8 cm	36 × 19.5 × 7 cm / 1.2
MADE IN FRANCE	**GYSFLASH 10.36/48 PL**	220-240 V AC	2 m	500 W	**10 A**	**36 V**	18	12	9	20 › 230 Ah (Pb) 10 › 230 Ah (Li)	20 › 230 Ah (Pb) 10 › 230 Ah (Li)	<0.4 Ah /month	<150 mV Rms	IUoU	7 step (Pb) 8 step (Li)	IP 31	1,85 kg	19 × 19 × 7.3 cm	22 × 30 × 8 cm / 2
					8 A	**48 V**	24	15/16	13/14	15 › 160 Ah (Pb) 8 › 160 Ah (Li)	15 › 160 Ah (Pb) 8 › 160 Ah (Li)								

ELECTROMOBILITY

MOBILITY

SAE CONNECTOR **S3**
027428

OUTDOOR

ANDERSON CONNECTOR
A3
027855

SAE CONNECTOR **S4**
027442

SAE CONNECTOR **S3**
027428

INDUSTRY

SAE CONNECTOR **S5**
027473

MEDICAL

SAE CONNECTOR **S3**
027428

CONNECTORS

A complete solution • Une solution complète • Eine Komplettlösung

F Flash Connector

GYSFLASH ≤ 6A : 1.12 / 4.12 / 6.12 / 6 Heritage / 6.24 / 1.12 Li / 6.12 Li / 1.12 PL

F1 / Clamps	F2 / Charge indicator	F3 / Eyelets	F4 / Charge indicator eyelets	F5 / Cigarette lighter	F6 / Cable	F7 / Connector MLX	F8 Adapter S / F - F / S	F9 Adapter F / A
L 0.45 m (1.3 mm²) All 026889	L 0.56 m (1.3 mm²) All 12V LEAD 029149	ø M6 L 0.45 m (1.3 mm²) All 12V 029194 ø M8 L 0.45 m (1.3 mm²) 24V 36V 48V 027626	ø M6 L 0.56 m (1.3 mm²) All 12V LEAD 029200	L 0.45 m (0.82 mm²) 029439	L 2.50 m (1.3 mm²) All 029057	L 0.45 m (1.3 mm²) 027589	L 0.45 m (1.3 mm²) 027480	L 0.45 m (1.3 mm²) 025820

S SAE Connector

GYSFLASH < 16A : 8.12 PL / 12.12 / 9.24 / 6.24 / 3.48 PL

S1 / Clamps	S2 / Eyelets	S3 / XLR 3 pin	S4 / T-Bar	S5 Adapter S / A	S6 KIT SAE / JACK (max 5 A)	S7 / Cigarette lighter (max 10 A)	S8 / Cable
L 1.50 m (1.3 mm²) All +Showroom Gysflash 1212 027688	ø M6 L 0.45 m (1.3 mm²) 12V 24V 027466 ø M8 L 0.45 m (1.3 mm²) 24V 36V 48V 027633 ø M10 L 0.45 m (1.3 mm²) 36V 48V 027640	L 0.45 m (1.3 mm²) 027428	L 0.45 m (1.3 mm²) 027442	L 0.45 m (1.3 mm²) 027473	L 0.45 m (1.3 mm²) 025646	Only for 8.12 PL L 0.45 m (1.3 mm²) 077331	L 2.5 m (1.3 mm²) 077348

A ANDERSON Connector

GYSFLASH < 40A : 18.12 PL / 30.12 PL / 20.12-24 PL / 10.36-48 PL



A1 / Clamps	A2 / Eyelets					A3 / Anderson
All	4 mm²	ø M6 L 0.40 m	ø M8 L 0.40 m	ø M8 L 1.90 m	ø M10 L 0.40 m	L 1.5 m (4 mm²)
L 1.90 m (4 mm²) 026094		12V 24V	24V 36V 48V	24V 36V 48V	36V 48V	027855
L 6 m (4 mm²) 027435		027657	027664	027794	027671	

XTREM CABLES

GYSFLASH 15.24 XTREM

2pts/NATO Spiral	2pts/NATO	2pts/DIN14690
5 m 028968	5 m - 4 mm² 025837	Emergency vehicule 5 m 028777

SELECT THE RIGHT GYSFLASH

CHOISISSEZ VOTRE GYSFLASH • WÄHLEN SIE IHR GYSFLASH AUS

SPECIAL PROJECT - CONTACT US

GYSFLASH	6V	12V	24V	36V	48V	MEDICAL SERVICE - LEISURE	MOTORBIKE LIGHT MOBILITY	AUTO - CAMPER VAN - TRUCK	MARINE	INDUS TRY	URBAN
Pb											
1.12								M			
1.12 PL								M			
4.12								M M	M		
6.12								M	M		
8.12		12V						M			
8.12 PL								M			
12.12											
18.12 PL											
30.12 PL											
6 Heritage	6V	12V						M	M		
6.24 PL			24V								
20.12/24 PL		12V	24V								
6.24	6V	12V	24V			M		M M	M		
9.24	6V	12V	24V					M	M		
3.48 PL					48V						
10.36/48 PL				36V	48V						
LiFePO4											
1.12 Lithium								M			
1.12 PL								M			
6.12 Lithium		12V									
8.12 PL		12V									
18.12 PL		12V									
30.12 PL		12V									
6.24 PL			24V								
20.12/24 PL		12V	24V								
3/48 PL					48V						
10.36/48 PL				36V	48V						
Li-ion											
6.24 PL			24V								
3/48 PL					48V						
10.36/48 PL				36V	48V						

M = maintenance only

CHARGERS

ON BOARD

Pb ✓ NMC / LCO / MCO / NCA…

Lithium ✓ LiFePO4 / Li-ion / Li-Po

BROCHURE
GYSFLASH 18.12 PL-E

SSM

INCLUDED

Ø 5.5 mm

GYSFLASH 18.12 PL-E, 15.24 PL-E, 8.48 PL-E

Fixing Kit

PFC **POWER FACTOR CORRECTION**

185 V ⟷ 265 V

110 V 230 V

OPEN & CONNECT

cables not included

4 pts connector included
3G
0.75 › 2.5 mm²

3 pts connector included
max 2.5 mm² or AWG14

12 V

GYSFLASH 18.12 PL-E
18 A
Pb / LFP
025806

GYSFLASH 30.12 PL-E
30 A COMING SOON
Pb / LFP

24 V

GYSFLASH 15.24 PL-E
15 A
Pb / Traction / LFP / Li-ion
025943

48 V

GYSFLASH 8.48 PL-E
8 A
Pb / Traction / LFP / Li-ion
025950

SMART CHARGE

Pb

1. Status analysis
2. Recovery
3. Test desulphation
4. Desulphation
5. Fast charge 80%
6. Absorption
7. Floating 100%

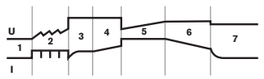

LiFePO₄ (LFP) / Li-ion

1. Status analysis
2. Recovery
3. Fast charge 90%
4. Absorption 95%
5. Test
6. Completion
7. Equalization
8. Floating 100%

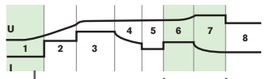

Pb TRACTION

1. Status analysis
2. Recovery
3. Sulphation test
4. Desulphation
5. Fast charge 80%
6. Absorption
7. Test Absorption
8. Refresh
9. Floating 100%

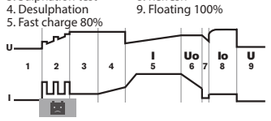

UVP Wake up (Under Voltage Protection)
Battery reactivation when in UVP protection.
Réactivation de la batterie en protection UVP.
Reaktivierung der Batterie mit UVP-Schutz.

Equalizing Balancing System
Balancing of the battery cells.
Équilibrage des cellules.
Ausgleich der Batteriezellen.

GYSFLASH PL-E TECHNOLOGIES

SSM — Save and load settings. Automatic restart in the event of a power cut.
Mémorisation des réglages. Redémarrage automatique en cas de coupure électrique.
Einstellungsspeicherung. Automatisches Starten nach einem Netzausfall.

Auto Recovery : Recovers deeply discharged (min 2V) and/or sulfated batteries.
Auto Recovery : Récupération des éléments des batteries profondément déchargées (mini 2V) et/ou sulfatées.
Auto Recovery: Wiederherstellung der Zellen bei tiefentladenen bzw. sulfatierten Batterien (min. 2V).

SPECIAL PROJECT - CONTACT US

Contact us for special projects. Quick customization : CAN BUS / CAN Open / J1939 / NMEA 2000 / R5485 / SM BVS / Automation / Relays...

SMART COOLING TECHNOLOGY

100% DUST PROOF

SILENT

HIGH EFFICENCY Up to 15% Energy Saving **93%**

EMC class B

RUST PROTECTION

ULTRA LIGHTWEIGHT

VIBRATION & SHOCK RESISTANT

-25 / +60°C

MADE IN FRANCE	50 / 60 Hz			START MINI	I max	25°C @100 %	40°C @ 100 %	50°C @ 100 %	60°C @ 100 %	Pb	LFP	Zz	Ondulation/ Ripple	IP			L × W × H cm / kg
GYSFLASH 18.12 PL-E	230V	12V	300W	2V	18A	18A	16A	14A	12.5A	36 › 270 Ah	18 › 270 Ah	<0.4 Ah /month	<150 mV Rms	20	1.3 kg	21.5 × 17.5 × 7 cm	30 × 27 × 13 / 1.7
GYSFLASH 30.12 PL-E	230V	12V	500W	2V	30A	30A	27A	23A	18A	60 › 400 Ah	30 › 400 Ah	<0.4 Ah /month	<150 mV Rms	20	1.6 kg	21.5 × 8 × 17.5 cm	—
GYSFLASH 15.24 PL-E	230V	24V	500W	2V	15A	15A	13.5A	11.5A	9A	30 › 240 Ah	15 › 240 Ah	<0.4 Ah /month	<150 mV Rms	20	1.6 kg	21.5 × 8 × 17.5 cm	29 × 13 × 27 / 2
GYSFLASH 8.48 PL-E	230V	48V	500W	2V	8A	8A	6A	4.5A	3.5A	15 › 160 Ah	8 › 160 Ah	<0.4 Ah /month	<150 mV Rms	20	1.6 kg	21.5 × 8 × 17.5 cm	—

DC › DC CONVERTER REVERSIBLE

Pb ✓ Liquid / Gel, AGM

Lithium ✓ LiFePO4

✓ EURO 6 STANDARD

E2 E-MARK
N° : E2*10R06/03*24163*00

BROCHURE
RV EQUIPMENT

EURO 6 STANDARD

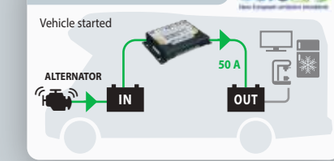

SOLAR REGULATOR

MPPT integrated (Max Power Point Tracker)

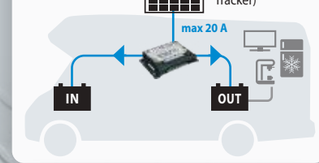

REVERSIBLE CHARGE (Over-wintering) WITH GYSFLASH vehicle stopped

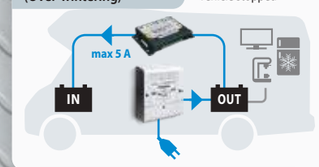

MORE OUTPUT POWER PARALLEL CHARGING

OPEN & CONNECT

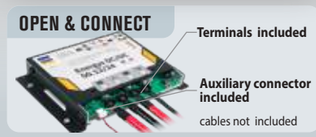

ENERGYS DC/DC 50.12 / 24
50 A
072534

Bat. input		Bat. output		Solar input		EFFICIENCY	Zz	mm	g
U	I max	U	I max	UMPPT	I max				
12/24V	50A	12/24V	50A	9-30V	20A	98%	<2.5 mA	135 × 35 × 200	560

Battery monitor - Moniteur de batterie - Schlagzeugmonitor - Monitor de batería - Monitoraggio della batteria - Monitor baterii

12/24/36/48 V

Data analysis :
Charge/discharge current (0-500A), Voltage (V), Temperature (°C), Input/output power (W), Remaining capacity (Ah)

Security detection : Overvoltage/ Undervoltage, Overcurrent, Overheating

082557

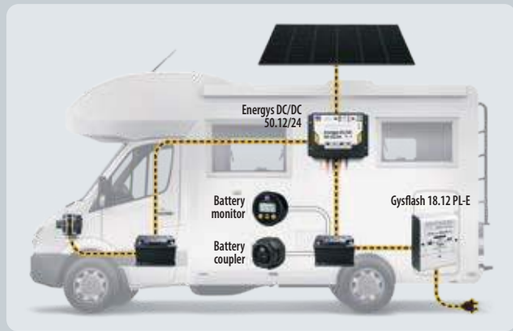

Battery coupler - Coupleur de batteries - Acoplador de bateria - Batteriekoppler - Innesto batteria - Separator akumulatora

12 V - 140 A
Pb battery only
Euro 6 not compatible

082564

Solar panel

monocrystalline
ETFE quality 18V
100 W max

OUTPUT
USB 1 : 5V/3A
USB 2 : 5V/3A ; 9V/2A ; 12V/1.5A
Type C : 5V/3A ; 9V/2A ; 12V/1.5A
Jack : 18V/5.6A max
compatible with Energys DC/DC 50.12/24

079410



foldable

BSU BATTERY SUPPORT UNITS

Battery support for:
- Diagnostics
- ECU programming
- ADAS recalibration



22 languages

GB DK CZ
FR FI PL
DE TR SK
NL HR UA
ES GR
PT HU
IT CN simplified
RU CN traditional
SE JP

PFC POWER FACTOR CORRECTION

FV FLEXIBLE VOLTAGE 85 V – 265 V (110 V, 230 V)

YouTube PLAYLIST GYSFLASH PRO

✓ SHOWROOM

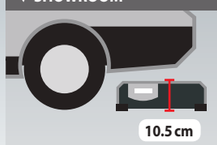

NEW DESIGN 02 / 2026

NEW DESIGN 02 / 2026

NEW DESIGN 02 / 2026

NEW DESIGN 02 / 2026

NEW DESIGN 02 / 2026

NEW DESIGN 01 / 2026

12 V

GYSFLASH 30.12
30 A
PFC SC
2,5 m - 6 mm²
029224

GYSFLASH 50.12 FV
50 A
PFC FV SC
1 044 40004
2,5 m - 10 mm²
026056

GYSFLASH 100.12
100 A
PFC SC
2,5 m - 16 mm²
029071
: 029453
5 m - 16 mm²
029415
: 029002
: 082304

6 / 12 / 24 V

GYSFLASH 30.24
30 A
PFC SC
2,5 m - 6 mm²
029231

GYSFLASH 50.24
50 A
PFC SC
2,5 m - 10 mm²
029095
5 m - 10 mm²
029620

12 V

GYSFLASH 102.12
100 A
PFC SC
5 m - 16 mm²
029606
: 082311

INCLUDED
Fixing kit
for Gysflash 102.12

SC SMART COOLING TECHNOLOGY

100% DUST PROOF

SILENT

SMART PB & LiFePO4

Pb : 8-step

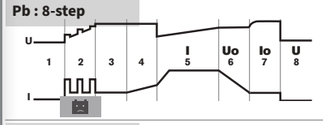

1. Status analysis
2. Recovery
3. Sulphation test
4. Desulphation
5. Fast charge 80%
6. Absorption
7. Refresh
8. Floating 100%

LiFePO4 : 7-step

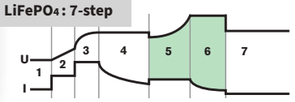

1. Status analysis
2. Recovery
3. Fast charge 90%
4. Absorption 95%
5. Completion
6. Equalization
7. Floating 100%

CHARGE

Pb AUTOMOTIVE
- ✓ GEL
- ✓ AGM
- ✓ LIQUID
- ✓ EASY
- ✓ EXPERT

Pb TRACTION
- ✓ GEL
- ✓ LIQUID

LITHIUM READY
- ✓ LFP/LiFePO4

BSU

DIAG + — U2 ADJUSTABLE

SHOWROOM

CHANGE BATTERY

POWER SUPPLY — U2 & I2 max ADJUSTABLE

MADE IN FRANCE	50 / 60 Hz				I max	25°C @100 %	40°C @ 100 %		START MINI	IP	TRACTION BATTERIES	L ↔	mm²	SHOWROOM CONNECT			L × W × H cm / kg
GYSFLASH 30.12	220 › 240 V	540 W	2.5 m	12 V	30 A	30 A	30 A	10 › 400 Ah	2 V	21	—	2,5 m	6	Ø M6	2.8 kg	25.5 × 10.5 × 23 cm	41.4 × 31.1 × 25 / 4.9
GYSFLASH 50.12 FV	100 › 240 V	850 W	2.5 m	12 V	50 A	50 A	40 A	10 › 600 Ah	2 V	21	—	2,5 m	10	Ø M6	4.4 kg	30 × 10.5 × 29.2 cm	41 × 39 × 22.5 / 6.5
GYSFLASH 100.12	220 › 240 V	1600 W	2.5 m	12 V	100 A	75 A	66 A	20 › 1200 Ah	2 V	21	—	2,5 m 5 m	16	Ø M6	4.7 kg	32 × 10.5 × 29.2 cm	41 × 39 × 22.5 / 7.2 41 × 39 × 22.5 / 8
GYSFLASH 30.24	220 › 240 V	540 W	2.5 m	6 V/12 V 24 V	30 A 15 A	30 A 15 A	30 A 15 A	10 › 400 Ah	2 V	21	•	2,5 m	6	Ø M6	2.8 kg	25.5 × 10.5 × 23 cm	41.4 × 31.1 × 25 / 4.9
GYSFLASH 50.24	220 › 240 V	1600 W	2.5 m	6 V/12 V 24 V	50 A	50 A 45 A	50 A 45 A	10 › 600 Ah	2 V	21	•	2,5 m 5 m	10	Ø M6	4.4 kg	30 × 10.5 × 29.2 cm	41 × 39 × 22.5 / 6.5 41 × 39 × 22.5 / 7.9
GYSFLASH 102.12	220 › 240 V	1600 W	2.5 m	12 V	100 A	75 A	66 A	20 › 1200 Ah	2 V	21	—	5 m	16	Ø M6	5.5 kg	34.4 × 29.1 × 12 cm	41 × 39 × 22.5 / 8.7

BSU

BATTERY SUPPORT UNITS

Battery support for:
- Diagnostics
- ECU programming
- ADAS recalibration

NEW DESIGN 2026

OLD DESIGN

12 V (factory preset)
16/24 V READY
Use custom configuration tool (detail p.34)

NEW DESIGN 01 / 2026

NEW DESIGN 02 / 2026

NEW DESIGN 02 / 2026

CNT Connected Technology
FULLY CUSTOMIZABLE
› p.34



22 languages
GB FR DE NL ES PT IT RU SE HU DK FI TR HR GR CZ PL SK UA CN simplified CN traditional JP

FV FLEXIBLE VOLTAGE
85 V – 265 V

PFC POWER FACTOR CORRECTION

16 V COMPATIBLE WITH 16V BATTERIES

✓ SHOWROOM

10.5 cm: 51.12 CNT, 101.12 CNT
13 cm: 121.12 CNT FV, 125.12CNT FV, 101.24 CNT FV, 51.48 CNT FV

NEW DESIGN 02 / 2026

NEW DESIGN 02 / 2026

NEW DESIGN 02 / 2026

12 V

GYSFLASH 51.12 CNT FV
50 A
PFC FV SC CNT
2,5 m - 10 mm²
068179

GYSFLASH 101.12 CNT FV
100 A
PFC FV SC CNT
2,5 m - 16 mm²
025790
5 m - 16 mm²
026988

GYSFLASH 121.12 CNT FV
120 A
PFC FV CNT
5 m - 25 mm²
026971
: 027756 : 071605 : 082298
no accessories : 027923

GYSFLASH 125.12 CNT FV
120 A 120 A @ 100%
PFC FV CNT
5 m - 25 mm²
028883
: 082274

6 / 12 / 16 / 24 V

GYSFLASH 101.24 CNT FV
100 A
PFC FV CNT
16 V
5 m - 25 mm²
025967

6 / 12 / 16 / 24 / 36 / 48 V

GYSFLASH 51.48 CNT FV
50 A
PFC FV CNT
16 V
5 m - 10 mm²
072015

SC
SMART COOLING TECHNOLOGY
100% DUST PROOF
SILENT

SMART 9 STEP

Pb

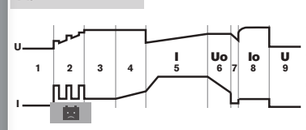

1. Status analysis
2. Recovery
3. Sulphation test
4. Desulphation
5. Fast charge 80%
6. Absorption
7. Test Absorption
8. Refresh
9. Floating 100%

LiFePO4

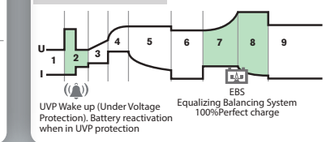

UVP Wake up (Under Voltage Protection). Battery reactivation when in UVP protection

Equalizing Balancing System 100%Perfect charge

1. Status analysis
2. UVP Wake Up
3. Recovery
4. Fast charge 90%
5. Absorption 95%
6. Test
7. Completion
8. Equalization
9. Floating 100%

CHARGE (150 CURVE CAPACITY)

Pb AUTOMOTIVE
- ✓ GEL
- ✓ AGM
- ✓ LIQUID
- ✓ EASY
- ✓ NORMAL
- ✓ BOOST
- ✓ RECOVERY+
- ✓ and more

Pb TRACTION
- ✓ GEL
- ✓ LIQUID
- ✓ and more

LITHIUM
- ✓ LFP/LiFePO4
- ✓ LI-ION STD
- ✓ LFP CELL+
- ✓ LI-ION CELL+
- ✓ and more

BSU (10 CURVE CAPACITY)

DIAG +

SHOWROOM

CHANGE BATTERY

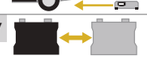

POWER SUPPLY

AND MORE

✓ TEST
- ✓ VOLTAGE
- ✓ START UP
- ✓ ALTERNATOR

✓ STARTER
- ✓ START

CN
Connected Modules & Technology
p.36

MADE IN FRANCE	50 / 60 Hz				I max	25°C @100 %	40°C @ 100 %		START MINI	IP	L	mm²	TRACTION BATTERIES	SHOWROOM CONNECT			L × W × H cm / kg
GYSFLASH 51.12 CNT FV	220 › 240 V	1600 W	2.5 m	12 V	50 A	230 V : 50 A 110 V : 40 A	230 V : 40 A 110 V : 27 A	10 › 600 Ah	1 V	41	2,5 m	10	•	Ø M6	4.6 kg	30 × 10.5 × 29.2 cm	41 × 39 × 22.5 / 6.8
	100 › 127 V	800 W		24 V	230 V : 50 A 110 V : 25 A	230 V : 44 A 110 V : 25 A	230 V : 35 A 110 V : 22 A										
GYSFLASH 101.12 CNT FV	220 › 240 V	1600 W	2.5 m	12 V	230 V : 100 A 110 V : 50 A	230 V : 75 A 110 V : 45 A	230 V : 66 A 110 V : 40 A	20 › 1200 Ah	1 V	21	2,5 m	16	•	Ø M6	5.1 kg	32 × 10.5 × 29.2 cm	41 × 39 × 22.5 / 7.5
	100 › 127 V	800 W									5 m						41 × 39 × 22.5 / 8.6
GYSFLASH 121.12 CNT FV	220 › 240 V	2000 W	2.5 m	12 V	230 V : 120 A 110 V : 100 A	230 V : 110 A 110 V : 75 A	230 V : 90 A 110 V : 55 A	20 › 1500 Ah	1 V	20	5 m	25	•	Ø M6	5.9 kg	32.5 × 13 × 27.2 cm	41 × 39 × 22.5 / 10.4
	100 › 127 V	1500 W															
GYSFLASH 125.12 CNT FV	220 › 240 V	2000 W	2.5 m	12 V	230 V : 120 A 110 V : 100 A	230 V : 120 A 110 V : 100 A	230 V : 116 A 110 V : 77 A	20 › 1500 Ah	1 V	40	5 m	25	•	Ø M6	6.3 kg	33.4 × 13 × 28 cm	41 × 39 × 22.5 / 10.8
	100 › 127 V	1500 W															
GYSFLASH 101.24 CNT FV	220 › 240 V	3200 W	2.5 m	6/12 V	100 A	110 V : 72 A 230 V : 89 A	110 V : 47 A 230 V : 68 A	20 › 1200 Ah	1 V	20	5 m	25	•	Ø M6	6 kg	32.5 × 13 × 27.2 cm	41 × 39 × 22.5 / 10.5
	100 › 127 V	1500 W		24 V	230 V : 100 A 110 V : 50 A	230 V : 76 A 110 V : 50 A	230 V : 59 A 110 V : 35 A										
GYSFLASH 51.48 CNT FV	220 › 240 V	3200 W	2.5 m	6/12/24 V	50 A	230 V : 49 A 110 V : 44 A	230 V : 39 A 110 V : 21 A	10 › 600 Ah	1 V	20	5 m	10	•	Ø M6	5.6 kg	32.5 × 13 × 27.2 cm	41 × 39 × 22.5 / 9
	100 › 127 V	1500 W		36/48 V	230 V : 50 A 110 V : 25 A	230 V : 45 A 110 V : 26 A	230 V : 35 A 110 V : 19 A										

BSU

BATTERY SUPPORT UNITS

Battery support for:
- Diagnostics
- ECU programming
- ADAS recalibration



22 languages

GB	NL	IT	DK	HR	PL	UA	CN simplified
FR	ES	RU	FI	GR	SK		CN traditional
DE	PT	SE	TR	CZ	HU		JP

NEW DESIGN
12 / 2025

NEW DESIGN
02 / 2026

12 V

GYSFLASH 103.12 CNT FV

100 A

PFC FV SC CNT

5 m - 16 mm²

072008

GYSFLASH 123.12 CNT FV

120 A

PFC FV CNT

5 m - 25 mm²

025677

INCLUDED

Fixing kit

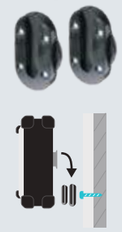

OPTIONS

Magnetfix 50
029637

GYSFLASH PRO vertical wall mounting kit
082694



CNT
Connected Technology

FULLY CUSTOMIZABLE
› p.34

PFC POWER FACTOR CORRECTION

16 V COMPATIBLE WITH 16V BATTERIES

FV FLEXIBLE VOLTAGE
85 V — 265 V
110 V 230 V

NEW DESIGN
04 / 2026

NEW DESIGN
01 / 2026

6 / 12 / 16 / 24 V

GYSFLASH 53.24 CNT FV

50 A

PFC FV CNT SC 16 V

5 m - 10 mm²

082540

GYSFLASH 103.24 CNT FV

100 A

PFC FV CNT 16 V

5 m - 25 mm²

025684

SC
SMART COOLING TECHNOLOGY

100% DUST PROOF

SILENT

SMART 9 STEP

Pb

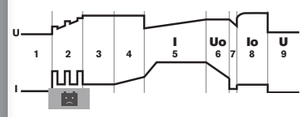

1. Status analysis
2. Recovery
3. Sulphation test
4. Desulphation
5. Fast charge 80%
6. Absorption
7. Test Absorption
8. Refresh
9. Floating 100%

LiFePO4

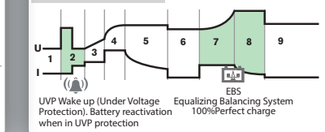

1. Status analysis
2. UVP Wake Up
3. Recovery
4. Fast charge 90%
5. Absorption 95%
6. Test
7. Completion
8. Equalization
9. Floating 100%

CHARGE (150 CURVE CAPACITY)

Pb AUTOMOTIVE
- ✓ GEL
- ✓ AGM
- ✓ LIQUID
- ✓ EASY
- ✓ NORMAL
- ✓ BOOST
- ✓ RECOVERY+
- ✓ and more

Pb TRACTION
- ✓ GEL
- ✓ LIQUID
- ✓ and more

LITHIUM
- ✓ LFP/LiFePO4
- ✓ LI-ION STD
- ✓ LFP CELL+
- ✓ LI-ION CELL+
- ✓ and more

BSU (10 CURVE CAPACITY)

DIAG +

CHANGE BATTERY

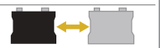

POWER SUPPLY

AND MORE

✓ TEST
- ✓ VOLTAGE
- ✓ START UP
- ✓ ALTERNATOR

✓ STARTER
- ✓ START

CNT

Connected Modules & Technology
p.36

MADE IN FRANCE	50 / 60 Hz				I max	25°C @100 %	40°C @ 100 %		START MINI	IP	L	mm²	TRACTION BATTERIES	SHOWROOM CONNECT			L × W × H cm / kg
GYSFLASH 103.12 CNT FV	220 › 240V	1600 W	2.5 m	12 V	230 V : 100 A 110 V : 50 A	230 V : 75 A 110 V : 50 A	230 V : 66 A 110 V : 40 A	20 › 1200 Ah	1 V	21	5 m	16	—	Ø M6	5.8 kg	34.4 × 29.1 × 12 cm	41 × 39 × 22.5 / 9.2
	100 › 127V	800 W															
GYSFLASH 123.12 CNT FV	220 › 240V	2000 W	2.5 m	12 V	230 V : 120 A 110 V : 100 A	230 V : 120 A 110 V : 100 A	230 V : 120 A 110 V : 85 A	20 › 1500 Ah	1 V	30	5 m	25	•	Ø M6	6.4 kg	34 × 25.4 × 15 cm	41 × 39 × 22.5 / 11
	100 › 127V	1500 W															
GYSFLASH 53.24 CNT FV	220 › 240V	1600 W	2.5 m	12 V	50 A	230 V : 50 A 110 V : 40 A	230 V : 41 A 110 V : 27 A	10 › 600 Ah	1 V	21	5 m	10	•	Ø M6	5,5 kg	34,4 × 29.1 × 12 cm	41 × 39 × 22.5 / 8.6
	100 › 127V	800 W		24 V	230 V : 50 A 110 V : 25 A	230 V : 44 A 110 V : 25 A	230 V : 35 A 110 V : 22 A										
GYSFLASH 103.24 CNT FV	220 › 240V	3200 W	2.5 m	6/12 V	100 A	100 A	230 V : 79 A 110 V : 68 A	20 › 1200 Ah	1 V	30	5 m	25	•	Ø M6	6.4 kg	34 × 25.4 × 15 cm	41 × 39 × 22.5 / 11
	100 › 127V	1500 W		24 V	230 V : 100 A 110 V : 50 A	230 V : 95 A 110 V : 50 A	230 V : 72 A 110 V : 47 A										

BSU

BATTERY SUPPORT UNITS

Battery support for:
- Diagnostics
- ECU programming
- ADAS recalibration

CNT Connected Technology

FULLY CUSTOMIZABLE › p.34

FV FLEXIBLE VOLTAGE 85 V – 265 V (110 V, 230 V)

PFC POWER FACTOR CORRECTION

16 V COMPATIBLE WITH 16V BATTERIES

19 languages

GB FR DE NL ES PT HU IT RU SE DK FI TR HR GR CZ PL SK UA

NEW 03 2026

6 / 12 / 16 / 24 V

12 V

GYSFLASH 107.24 CNT FV

100 A

PFC FV CNT 16 V

5 m - 25 mm²

082939

GYSFLASH 157.12 CNT FV

150 A

PFC FV CNT

089969

SC SMART COOLING TECHNOLOGY

100% DUST PROOF

SILENT

SMART 9 STEP

Pb

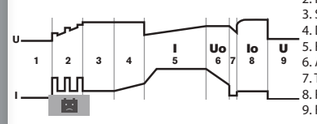

1. Status analysis
2. Recovery
3. Sulphation test
4. Desulphation
5. Fast charge 80%
6. Absorption
7. Test Absorption
8. Refresh
9. Floating 100%

LiFePO4

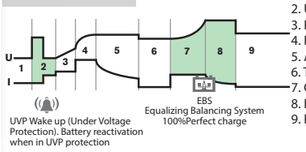

1. Status analysis
2. UVP Wake Up
3. Recovery
4. Fast charge 90%
5. Absorption 95%
6. Test
7. Completion
8. Equalization
9. Floating 100%

CHARGE (150 CURVE CAPACITY)

Pb AUTOMOTIVE
- ✓ GEL
- ✓ AGM
- ✓ LIQUID
- ✓ EASY
- ☑ NORMAL
- ☑ BOOST
- ☑ RECOVERY+
- ☑ and more

Pb TRACTION
- ✓ GEL
- ✓ LIQUID
- ☑ and more

LITHIUM
- ✓ LFP/LiFePO4
- ☑ LI-ION STD
- ☑ LFP CELL+
- ☑ LI-ION CELL+
- ☑ and more

BSU (10 CURVE CAPACITY)

DIAG +

CHANGE BATTERY

POWER SUPPLY

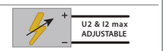

AND MORE

✓ TEST
- ✓ VOLTAGE
- ✓ START UP
- ✓ ALTERNATOR

☑ STARTER
- ☑ START

INCLUDED

Fixing kit

OPTIONS

Magnetfix 50
029637

GYSFLASH PRO vertical wall mounting kit
082694



22 languages

GB FR DE NL ES PT IT RU SE DK FI HR GR CZ PL SK HU UA CN simplified CN traditional JP

old design

old design

6 / 12 / 16 / 24 / 36 / 48 V

GYSFLASH 25.48 CNT FV

25 A

PFC SC FV CNT 16 V

5 m - 10 mm²

075962

GYSFLASH 53.48 CNT FV

50 A

PFC FV CNT 16 V

5 m - 10 mm²

025998

CNT

Connected Modules & Technology
p.36

MADE IN FRANCE	50 / 60 Hz				I max	25°C @100 %	40°C @ 100 %		START MINI	IP	L	mm²	TRACTION BATTERIES	SHOWROOM CONNECT			L×W×H cm / kg
GYSFLASH 107.24 CNT FV	220 › 240 V	3200 W	2.5 m	6/12 V	100 A	100 A	230 V : 79 A 110 V : 68 A	20 › 1200 Ah	1 V	30	5 m	25	•	Ø M6	6.4 kg	34 × 25.4 × 15 cm	41 × 39 × 22.5 / 11
	100 › 127 V	1500 W		24 V	230 V : 100 A 110 V : 50 A	230 V : 95 A 110 V : 50 A	230 V : 72 A 110 V : 47 A										
GYSFLASH 157.12 CNT FV	220 › 240 V	2500 W	2.5 m	12 V	230 V : 150 A 110 V : 100 A	230 V : 120 A 110 V : 100 A	230 V : 116 A 110 V : 77 A	20 › 1800 Ah	1 V	40	5 m	25	•	Ø M6	ND	33.4 × 13 × 28 cm	41 × 39 × 22.5 / ND
	100 › 127 V	1500 W															
GYSFLASH 25.48 CNT FV	220 › 240 V	1600 W	2.5 m	6/12/24 V	25 A	230 V : 24 A 110 V : 19 A	230 V : 22 A 110 V : 12 A	10 › 300 Ah	1 V	21	5 m	10	•	Ø M6	5,5 kg	34.4 × 29.1 × 12 cm	41 × 39 × 22.5 / 8.8
	100 › 127 V	800 W		36/48 V	230 V : 25 A 110 V : 12 A	230 V : 24 A 110 V : 12 A	230 V : 20 A 110 V : 10 A										
GYSFLASH 53.48 CNT FV	220 › 240 V	3200 W	2.5 m	6/12/24 V	50 A	50 A	230 V : 41 A 110 V : 28 A	10 › 600 Ah	1 V	30	5 m	10	•	Ø M6	5,9 kg	34 × 25.4 × 15 cm	41 × 39 × 22.5 / 9.5
	100 › 127 V	1500 W		36/48 V	230 V : 50 A 110 V : 25 A	230 V : 48 A 110 V : 26 A	230 V : 37 A 110 V : 20 A										

BSU

BATTERY SUPPORT UNIT & STARTER

CNT Connected Technology

Battery support for:
- Diagnostics
- ECU programming
- ADAS recalibration

SPECIAL PROJECTS

Contact us for special projects.

Quick Customization:
Modes, Curves, parameters...

19 languages

GB	RU	GR
FR	SE	CZ
DE	DK	PL
NL	FI	SK
ES	TR	UA
PT	HR	
IT	HU	

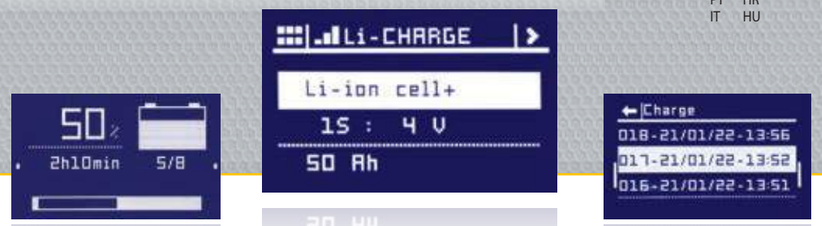

4 in 1

AUTOMATIC CHARGE

Pb AUTOMOTIVE
- ✓ GEL
- ✓ AGM
- ✓ LIQUID
- ✓ EASY
- ✓ EXPERT
- ✓ NORMAL
- ✓ BOOST
- ✓ RECOVERY+

Pb TRACTION
- ✓ GEL
- ✓ LIQUID

LITHIUM READY
- ✓ LFP/LiFePO$_4$
- ✓ LI-ION STD
- ✓ LFP CELL+
- ✓ LI-ION CELL+

BSU

- DIAG + — U2 ADJUSTABLE
- SHOWROOM
- CHANGE BATTERY
- POWER SUPPLY — U2 & I2 max ADJUSTABLE

AUTOMATIC STARTER

- ✓ START

TEST

- ✓ VOLTAGE
- ✓ START UP
- ✓ ALTERNATOR

CNT Connected Technology

SOFTWARE UPDATE

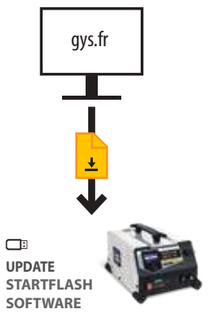

UPDATE STARTFLASH SOFTWARE

CUSTOMIZATION

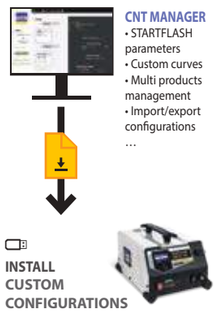

CNT MANAGER
- STARTFLASH parameters
- Custom curves
- Multi products management
- Import/export configurations
- ...

INSTALL CUSTOM CONFIGURATIONS

TRACEABILITY

DATA EXPORT FUNCTION

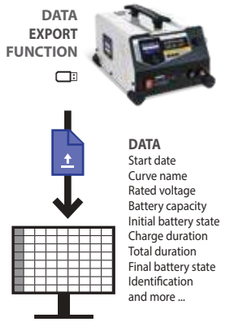

DATA
Start date
Curve name
Rated voltage
Battery capacity
Initial battery state
Charge duration
Total duration
Final battery state
Identification
and more ...

Connected Modules & Technology
p.36

SMART 9 STEP

Pb

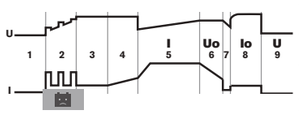

1. Status analysis
2. Recovery
3. Sulphation test
4. Desulphation
5. Fast charge 80%
6. Absorption
7. Test Absorption
8. Refresh
9. Floating 100%

LiFePO$_4$

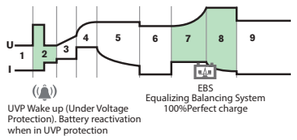

1. Status analysis
2. UVP Wake Up
3. Recovery
4. Fast charge 90%
5. Absorption 95%
6. Test
7. Completion
8. Equalization
9. Floating 100%

- FULL PROTECTION
  - On-board electronics
  - Over voltage
  - No sparks
- UNIVERSAL MODE
- AUTO SELECTION
- SULFATED BATTERIES
- ALL BATTERIES
- GO >1 V
- POWER FACTOR CORRECTION 185 V — 265 V
- WORLD FIRST: Inverter Pb & Li All-in-one

6 / 12 / 16 / 24 V

STARTFLASH 120.24 CNT

2 › 300 A

5 m - 25 mm² — 700 A

073616

OPTION

Trolley
074965

STARTER RECOMMENDATION	6V	12V	24V	5 Ah	6V	+300 Ah
STARTFLASH 120	•	•	•	10 › 180 Ah		Préchargé 180 › 250 Ah

MADE IN FRANCE	50 / 60 Hz	CHARGE								START				IP	LxWxH cm / kg	LxWxH cm / kg
				START MINI	I max	25°C @100 %	40°C @ 100 %		TRACTION BATTERIES		1V/C	0V/C	AUTO START			
STARTFLASH 120.24 CNT	85> 265 V	6/12/24 V	3500 W	2 V	110 V : 100 A	75 A	55 A	20 › 1200Ah	•	6/12/24 V	150 A	150 A	•	20	49 x 37.5 x 30.5 / 14	41.5 x 32.5 x 25.5 / 18.5
					230 V : 120 A	110 A	90 A			6 V :	300 A	300 A				
										12 V :	300 A	300 A				
										24 V :	200 A	300 A				

BSU

BATTERY SUPPORT UNITS

CNT Connected Technology

YouTube
VIDEO
EQUALIZE MODE

BROCHURE
BATTERY BALANCING

EQUALIZE MODE

REBALANCE YOUR BATTERY PACK

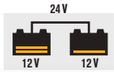

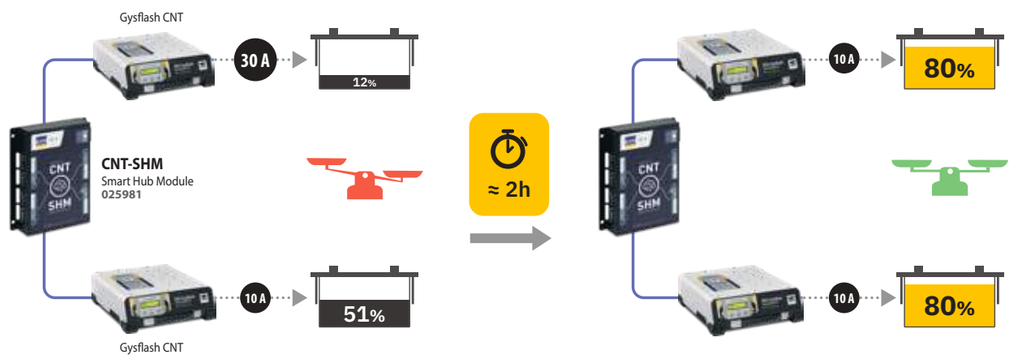

BENEFITS

- Increased reliability
- Healthy batteries
- Waste reduction

EQUALIZATION & BSU

Use all your BSU modes while balancing the batteries

- DIAG +
- SHOWROOM
- CHANGE BATTERY
- POWER SUPPLY
- AND MORE

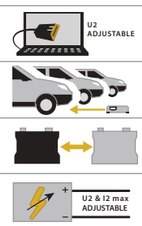

SMART 9 STEP CHARGE

Pb

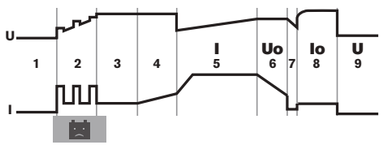

1. Status analysis
2. Recovery
3. Sulphation test
4. Desulphation
5. Fast charge 80%
6. Absorption
7. Test Absorption
8. Refresh
9. Floating 100%

LiFePO4

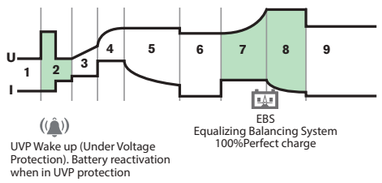

1. Status analysis
2. UVP Wake Up
3. Recovery
4. Fast charge 90%
5. Absorption 95%
6. Test
7. Completion
8. Equalization
9. Floating 100%

GYSFLASH EQUALIZE PACKS

EQUALIZE (2 × 12 V CHARGERS)

- Gysflash 101.12 CNT FV 026988 — 12 V
- +
- Gysflash 101.12 CNT FV 026988 — 12 V
- +
- CNT SHM 025981
- +
- SMC Cable (1m) 056596
- +
- BSU Flash Plus 085510

pack EQUALIZE 1
085534

pack EQUALIZE 2
085541

EQUALIZE (2 × 24 V CHARGERS)

- Gysflash 101.24 CNT FV 025967 — 24 V
- +
- Gysflash 101.24 CNT FV 025967 — 24 V
- +
- CNT SHM 025981
- +
- SMC Cable (1m) 056596
- +
- BSU Flash Plus 085510

pack EQUALIZE 3
085558

pack EQUALIZE 4
085565

CNT

Connected Modules & Accessories
p.36

BSU

BATTERY SUPPORT UNITS

CNT Connected Technology

FULLY CUSTOMIZABLE
› p.34

YouTube
PLAYLIST
CNT TECHNOLOGY

19 languages

GB	ES	RU	TR	PL
FR	PT	SE	HR	SK
DE	HU	DK	GR	UA
NL	IT	FI	CZ	

SPECIAL PROJECT - CONTACT US

AUTOMATIC BATTERY DETECTION & MODE SELECTION

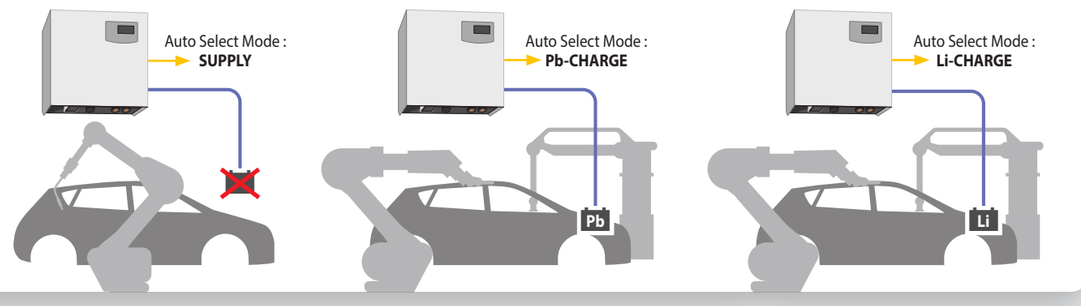

CONTROL VIA 1D/2D BARCODES

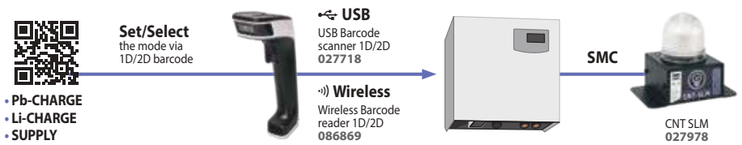

CONFIG DESIGNER MENU

Setting the charge curve from the Gysflash interface :

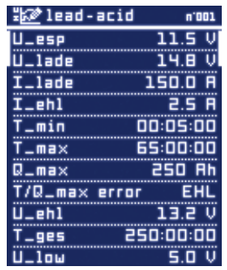

ADVANCED AUTOMATION

I/O communication
5 configurable on/off inputs
Control the charger
(Select mode, start/stop the charge...)

5 configurable output relays
Receive information
(charge in progress, charge ok, error...)

CAN communication
Advanced control by CAN bus

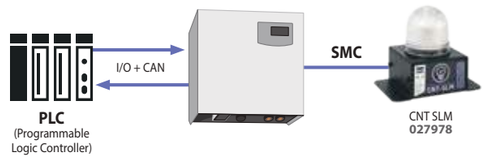

SECURE ACCESS

- Customizable manual accesses
- Configurable password

CHARGE (150 CURVE CAPACITY)

Pb CHARGE	Li CHARGE
✓ LEAD ACID	✓ LITHIUM
☑ and more	☑ and more

SUPPLY (10 CURVE CAPACITY)

EPS (External Power Supply)

☑ and more

POWER-UP

LITHIUM REACTIVATION MODE

PFC POWER FACTOR CORRECTION

FV FLEXIBLE VOLTAGE 85 V – 265 V
GYSFLASH 108.12 CNT FV
GYSFLASH 148.12 CNT FV

FV FLEXIBLE VOLTAGE 320V – 520V
GYSFLASH 158.12 CNT FV



ACCESSORIES p.39

SCREW CONNECTOR
available on request

12 V

GYSFLASH 108.12 CNT FV
105 A | 1~
PFC SC FV CNT
no accessories
085602



GYSFLASH 148.12 CNT FV
145 A | 1~
PFC SC FV CNT
no accessories
069916

GYSFLASH 158.12 CNT FV
150 A | 3~
SC FV CNT
no accessories
069909

MADE IN FRANCE	50 / 60 Hz				I max	25°C @100 %	40°C @ 100 %	60°C @ 100 %		START MINI	IP		
GYSFLASH 108.12 CNT FV	220 › 240V 100 › 127V	1800W 1000W	2.5 m	12V	230 V : 105 A 110 V : 65 A	230 V : 105 A 110 V : 65 A	230 V : 105 A 110 V : 65 A	230 V : 88 A 110 V : 62 A	20 › 1200 Ah	1 V	54	9.4 kg	37.6 × 14.5 × 29.6 cm
GYSFLASH 148.12 CNT FV	220 › 240V 100 › 127V	2500W 1500W	2.5 m	12V	230 V : 145 A 110 V : 100 A	230 V : 134 A 110 V : 100 A	230 V : 116 A 110 V : 90 A	230 V : 88 A 110 V : 62 A	20 › 1800 Ah	1 V	54	9.4 kg	37.6 × 14.5 × 29.6 cm
GYSFLASH 158.12 CNT FV	380 › 500V	2500W	-	12V	150 A	140 A	120 A	100 A	20 › 1800 Ah	1 V	54	10.3 kg	37.6 × 14.5 × 38 cm

BSU

BATTERY SUPPORT UNITS

CNT Connected Technology

USB key
16 Gb
062344

YouTube
PLAYLIST
CNT TECHNOLOGY

SPECIAL PROJECTS

Contact us for special projects.

Quick Customization:
Modes, Curves, parameters...

SOFTWARE UPDATE | LIFETIME EVOLUTIONS

TRACEABILITY | CHARGING DATA

DESIGN YOUR CHARGING CURVE | PRODUCT CONFIGURATIONS

CNT MANAGER (gys.fr)
- GYSFLASH parameters
- Custom curves
- Multi-unit management
- Import/export configurations

…

Create your personalised configuration

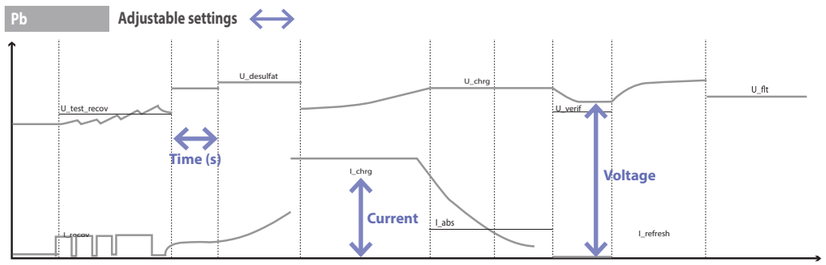



Full customisation

Adjust your unit to best suit your application

	LEAD-ACID - PB	Lithium - LFP	Lithium - Li-ion std
CELL VOLTAGE (20% - 100%)	2.0 V/cell – 2.15 V/cell	3.2 V/cell – 3.6 V/cell	3.5 V/cell – 4.2 V/cell
CHARGING VOLTAGE	2.33 V/cell – 2.47 V/cell	3.6 V/cell	4.2 V/cell
Gysflash xx.12 CNT	1 S* – 6 S	1 S – 4 S	1 S – 3 S
Gysflash xx.24 CNT	1 S – 12 S	1 S – 8 S	1 S – 7 S
Gysflash xx.48 CNT	1 S – 24 S	1 S – 16 S	1 S – 14 S

*S = Battery serial cells

Download one of our GYS configurations

Configuration file (gys.fr)	Applications	CHARGE MODE													POWER MODE							MISCELLANEOUS
		Pb-CHARGE							Li-CHARGE				TRACTION									
		normal	AGM	liquid	Easy	Boost	Recovery +	Ca / ca recov	LFP/LiFePO4	Li-ion std	LFP cell+	Li-ion cell+	liquid	gel	SHOWROOM	DIAG+	CHANGE BAT.	STARTER MODE	POWER SUPPLY	Li-SUPPLY/LFP	Li-SUPPLY/Li-ion	TESTER MODE
1_gys_original.gfc	Initial configuration of the charger	✓	✓	✓	✓				✓						✓	✓						✓
2_car_extended.gfc	Extensive features for garages	✓	✓	✓	✓	✓	✓	✓	✓						✓	✓	✓	✓	✓			✓
3_showroom_only.gfc	Simplified version for dealerships and demonstration vehicles														✓							
4_pro_lithium.gfc	Professional of lithium battery								✓	✓	✓	✓							✓	✓	✓	
5_traction.gfc	Forklift truck, electric pallet truck, stacker...												✓	✓								
6_full_version.gfc	Full version	✓	✓	✓	✓	✓	✓	✓	✓	✓	✓	✓	✓	✓	✓	✓	✓	✓	✓	✓	✓	✓

MODULES | MAXIMUM VERSATILITY

SINGLE MODULE

MULTI-MODULE

ADVANCED

MULTI-MODULE GROUPS

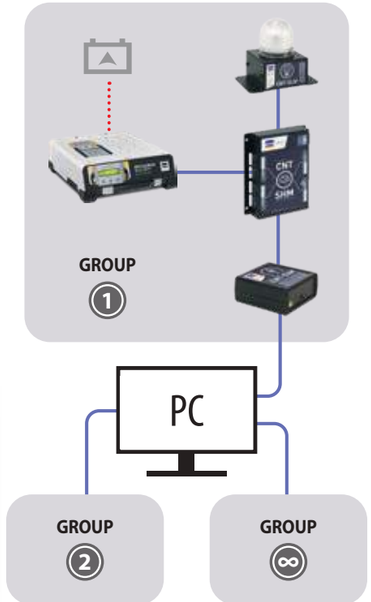

PARALLEL CHARGING | EXAMPLE : GYSFLASH 101.12 CNT (X4)

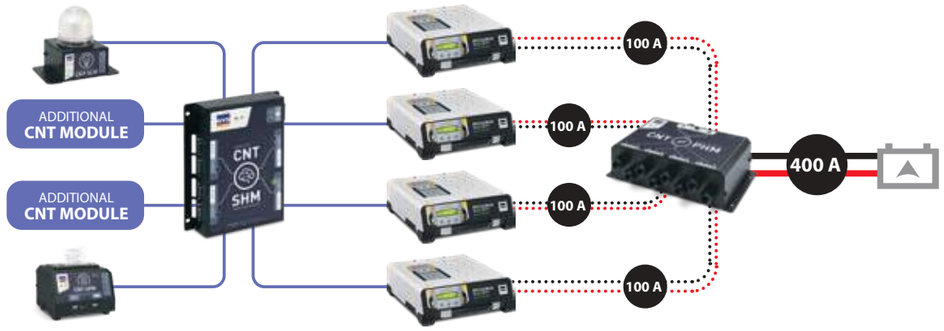

PORTABLE BSU

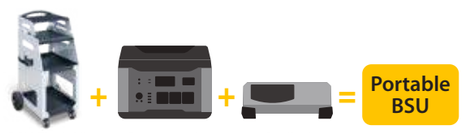

USAGE DURATION Power pack + Gysflash	GYSFLASH 30.12 30.24	50.12 51.12	100.12 / 102.12 101.12 / 103.12 50.24 / 53.24 25.48	121.12 123.12 125.12
POWER PACK 520	1 h 10	—	—	—
POWER PACK 14.22	3 h 10	1 h 50	1 h	45 min
POWER PACK 14.15 FC	3 h 10	1 h 50	1 h	—

CNT TECHNOLOGY

MODULES

CNT Connected Technology

SMC CABLE

1 m 056596
3 m 025691

YouTube
PLAYLIST
CNT TECHNOLOGY

COMING SOON
LoRa Sigfox
CAN BUS and More…

SCAN

CRIT'AIR

Customer data

Battery data

Charge data

USB Barcode scanner
1D/2D
027718

USB direct connection

Wireless Barcode reader
1D/2D
086869

Wireless

Download Brochure
Télécharger la brochure

OPTIONS

Barcode scanner support
025745

LIGHT & SOUND

Scratch mounted

CNT-SLM
Smart Light Module
027978

65dB

12.6 × 14.6 × 9.3 cm / 560g
23 × 17 × 13 cm / 840g

Included
SMC Cable
1 m
056596

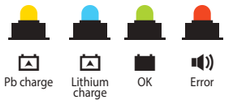

OPTIONS

SLM/SPM support
028906

PRINT

Magnetic mounting

CNT-SPM
Smart Printer Module
026919

14 × 10.5 × 13.3 cm / 1.4 kg
23 × 17 × 13 cm / 1.9 kg

Customizable receipt

Included
SMC Cable - 1 m
056596

Standard roller x2
57mm x 7.5 m, Ø 25 mm
056633

OPTIONS

SLM/SPM support
028906

USB Keyboard

AZERTY 027725
QWERTY 027770

QWERTY compatibility

BSU SMART COMMUNICATION

CNT-SUM
Smart USB Module
025974

USB micro A

6.9 × 6.8 × 2.9 cm / 85g
28.5 × 11 × 11.5 cm / 380g

Computer / Diag System

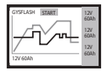

Included
SMC Cable - 1 m
056596

Computer connection

CNT-SWM
Smart Wireless Module
070837

Bluetooth LE
COMING SOON Wifi

6.9 × 6.8 × 2.9 cm / 85g
27.6 × 9.6 × 9.6 cm / 440g

Computer / Diag System

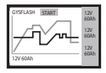

Included
SMC Cable - 1 m
056596

SMART HUB MODULE

CNT-SHM
Smart Hub Module
025981

22 × 18 × 4.5 cm / 1 kg
16.4 × 13.4 × 24 cm / 1.7 kg

Included
SMC Cable
1 m
056596

UP TO 4 MODULES + 4 GYSFLASH

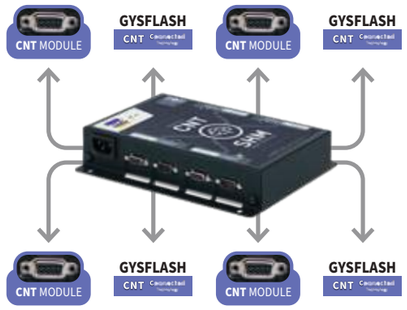

POWER HUB MODULE

CNT-PHM
Power Hub Module
056589

31.7 × 24.5 × 9 cm / 2.7 kg
32 × 29 × 13.5 cm / 3.2 kg

Included
M6 KIT

4 GYSFLASH IN
Ø Cables: 10 → 25 mm²



SUPPORTS

BSU Flash XL
028890

Battery charging rack
Rack de charge
Ladeständer
079595

Heavy-duty case
Valise de chantier
Hartschalenkoffer
060432

ALL GYSFLASH
- COMPATIBILITY -
Vertical & Horizontal

TROLLEYS

BSU Flash XL
028890

BSU Flash Plus
085510

OPTION
Protective cover
062733

OPTION
Cable support
052284

WALL SUPPORT

Magnetfix 50
029637



✓ for vertical Gysflash

GYSFLASH PRO vertical wall mounting kit
082694

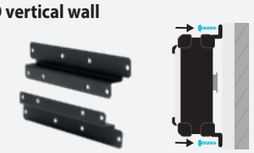

✓ for vertical Gysflash

Wall support
Tablette
Wandhalterung
055513

21 × 43 × 57 cm / 3.9 kg
36 × 43 × 20 cm / 3.3 kg

✓ for horizontal Gysflash

STANDARD ACCESSORIES

ANDERSON CABLES	for GYSFLASH: 32.12 PL / 30.12 / 50.12 / 51.12 / 30.24 / 50.24 / 53.24 / 25.48 / 51.48 / 53.48	for GYSFLASH: 100.12 / 101.12 / 102.12 / 103.12
Anderson / Clamps		
2.5 m - 10 mm² 085800	✓	—
2.5 m - 16 mm² 056503	✓	✓
5 m - 16 mm² 054615		
8 m - 16 mm² 056572		
Anderson / NATO	✓	✓
5 m - 16 mm² 026810		
Anderson / Rema 160 A	✓	✓
5 m - 16 mm² 069091		
Anderson / Anderson 175 A	✓	✓
5 m - 16 mm² 069107		
Anderson / Texas	✓	✓
0.2 m - 16 mm² 055902		
1 m - 16 mm² 028791		

TEXAS CABLES	for GYSFLASH: 121.12 / 123.12 / 125.12 / 108.12 / 148.12 / 158.12 / 101.24 / 103.24 / 107.24
Texas / Clamps	✓
2.5 m - 25 mm² 028876	
5 m - 25 mm² 027886	
Texas / Rema 160 A	✓
5 m - 25 mm² 025714	
Texas / Anderson 175 A	✓
5 m - 25 mm² 025721	
Texas / NATO	✓
5 m - 25 mm² 025707	
10 m - 25 mm² 056626	

PARALLEL CABLES KIT 072954

Anderson/Cable lugs M6 **x2** 16 mm² - 1 m

Cable lugs/Cable lugs M6 **x2** **(1 red + 1 black)** 35 mm² - 5 m

Texas/Cable lugs M6 **x2** 25 mm² 1 m

M6 KIT Ø16 (x4) Ø25 (x4) Ø35 (x4)

SMC Cable **1 m**

INTERNAL FUSES

40 A
for GYSFLASH 30
054646

125 A
for GYSFLASH 100, 101, 102
054585

150 A
for GYSFLASH 121, 123, 103
027930

EXTERNAL FUSES

6.3 A
for GYSFLASH 30
054578

10 A
for GYSFLASH 40, 50 100, 101, 102
056527

CONNECTORS

NATO
026780

USB key
16 Go/GB

062344

GYSFLASH CNT PACKS

	101.12 CNT 026988	121.12 CNT 026971	CNT-SPM + paper roll + support 026919 + 056633 + 028906	Barcode Scanner + support 027718 + 025745		BSU Flash XL 028890	CNT SLM 027978	CNT SHM 025981	CNT PHM 056589	Parallel cable kit 072954
SINGLE GYSFLASH										
pack GYSFLASH CNT 1 068117	✓	—	✓	✓	✓QWERTY	✓	—	—	—	—
pack GYSFLASH CNT 2 068124	✓	—	✓	✓	✓AZERTY	✓	—	—	—	—
pack GYSFLASH CNT 3 068131	—	✓	✓	✓	✓QWERTY	✓	—	—	—	—
pack GYSFLASH CNT 4 068148	—	✓	✓	✓	✓AZERTY	✓	—	—	—	—
DOUBLE GYSFLASH										
pack GYSFLASH CNT 5 072978	✓ x2	—	✓	✓	✓AZERTY	✓	✓	✓	✓	✓
pack GYSFLASH CNT 6 074972	✓ x2	—	✓	✓	✓QWERTY	✓	✓	✓	✓	✓
WITHOUT GYSFLASH										
pack Parallel Charging 072961	—	—	—	—	—	—	—	✓	✓	✓
pack GYSFLASH PRO 1 079908	—	—	✓	✓	✓AZERTY	✓	✓	✓	—	—
pack GYSFLASH PRO 2 079915	—	—	✓	✓	✓QWERTY	✓	✓	✓	—	—

CHARGERS

ARTIC

ENERGY

PATENTS REGISTERED NUMBERS
001652090-0001
EUROPEAN TRADEMARK & DESIGN

old design

TCB

PATENTS REGISTERED NUMBERS
001652090-0001
EUROPEAN TRADEMARK & DESIGN

old design

SSM

Save and load settings.
Automatic restart in case of power cut.

Mémorisation des réglages.
Redémarrage automatique en cas de coupure électrique.

Einstellungsspeicherung.
Automatisches Starten nach einem Netzausfall.

START STOP

Start/stop Engine :
Compatible with Start/Stop vehicles.
Compatible véhicules Start/Stop.
Geeignet für START-STOP-Fahrzeuge.

"Cold charge" mode:
performance-enhancing charging mode for cold or freezing weather conditions.

Mode "Cold charge":
optimisation des performances en cas de temps froid ou de gel.

«Cold Charge»-Modus:
Leistungsoptimierung bei kaltem Wetter oder bei Frost.

INCLUDED

all ARTIC

Eyelets / Œillets / Ösen
30 cm
026872

Clamps / Pinces / Klemmen
35 cm
026865

AUTOMATIC SMART HF INVERTER

I REGULATED IUoU FAST CHARGE

ARTIC 800

12 V | 0.8 A | GO > 7 V

SSM

029569
: 029682

ARTIC 1500

12 V | 1.5 A | GO > 7 V

SSM

029576

ARTIC 4000

6/12 V | 4/1-4 A | GO > 2 V (6V) GO > 7 V (12V)

SSM | START STOP

029583
: 029705

ARTIC 8000

2/8 A | 12V | GO > 7 V

SSM | START STOP

029590
: 029712

12 V • TRADITIONAL W

ENERGY 126

4 A

SSM

023222
: 025165

Fuse X10
10A 054530
15A 054493

12 V • AUTOMATIC WU

TCB 60

2/4 A | GO > 3.5 V

SSM | START STOP

023253

TCB 90

2/5.5 A | GO > 3.5 V

SSM | START STOP

023260

TCB 120

3.5/7 A | GO > 3.5 V

SSM | START STOP

023284
: 025240

		50 / 60 Hz		CHARGE				Polarity protection	Cold Charge	SSM Self Start memory	Full security	Start/Stop engine	Fuse	CHARGER + TESTER	CONTROL Bzz	L × W × H cm / kg	
					Moyen / Average (EN 60335)	Efficace / RMS	Reg										
MADE IN CHINA	ARTIC 800	100-240 V	15 W	12 V	0,8 A	—	—	•	—	•	—	—	—	—	—	6 × 15.1 × 25.5 / 0.43	0.43 kg
	ARTIC 1500	220-240 V	27 W	12 V	1,5 A	—	—	•	—	•	—	—	—	—	—	25.7 × 15.1 × 6 / 0.5	0.5 kg
	ARTIC 4000	220-240 V	75 W	6 V 12 V	4 A 1 A / 4 A	—	2	•	•	•	•	•	—	OK	—	24.9 × 15.1 × 6 / 0.8	0.78 kg
	ARTIC 8000	220-240 V	130 W	12 V	2 / 8 A	—	2	•	•	•	•	•	—	OK	—	34.1 × 17.7 × 7.3 / 1.1	1.13 kg
	ENERGY 126	220-240 V	90 W	12 V	4 A	6 A	—	—	—	•	—	—	10 A	—	—	16.6 × 11.8 × 22.5 / 2	2 kg
MADE IN GYS CHINA	TCB 60 automatic	220-240 V	85 W	12 V	2 - 4 A	6 A	2	•	—	•	—	—	10 A	OK	OK	12.7 × 12 × 30.2 / 2.5	2.5 kg
	TCB 90 automatic	220-240 V	120 W	12 V	2 - 5,5 A	8 A	2	•	—	•	—	•	15 A	OK	OK	17.2 × 12 × 30.2 / 3.2	3.2 kg
	TCB 120 automatic	220-240 V	150 W	12 V	3,5 - 7 A	10.5 A	2	•	—	•	—	•	15 A	OK	OK	17.9 × 12.3 × 30.4 / 3.2	3.2 kg

CHARGERS

CT

CT 160
9 A
SSM

1.5 m - 1.5 mm² — 40 A
024106
: 025325

CT 210
12 A
SSM

1.5 m - 2.5 mm² — 40 A
024113
: 025349

12 / 24 V • MANUAL W

CA

Protection for on-board electronics

CA 150
10 A
SSM

1.5 m - 2.5 mm² — 40 A
024434

CA 360
25 A
SSM

2 m - 6 mm² — 60 A
023185

12 / 24 V • AUTOMATIC W2

MULTICHARGE

6 charging speeds

MULTICHARGE CT 48
32 A
SSM
026087
2 m - 6 mm² — 60 A

12 / 24 / 36 / 48 V • MANUAL W

WATTMATIC

Protection for on-board electronics

WATTMATIC 100
5 A — GO > 3.5 V
SSM — START STOP — 1.5 m - 1.5 mm² — 40 A
024823

WATTMATIC 170
10 A — GO > 3.5 V
SSM — START STOP — 1.8 m - 2.5 mm² — 40 A
025615

6 / 12 V • AUTOMATIC WUoU

Fuse ×10

10A	15A	20A	25A	40A	50A
WATTMATIC 100 054530	CT 160, WATTMATIC 140 054493	CT 210, WATTMATIC 150 & 170 054509	CA 150, WATTMATIC 180 054516	CT 48 054646	CA 360 054622

			CHARGE									
					Average / Moyen (EN 60335)			Efficace / RMS	Reg	Fuse	L × W × H cm / kg	
					Reg 1	Reg 2	Reg 3					
CT 160	230V, 50 / 60 Hz	190W	**12/24V**	12V ›	7 A	9 A (boost)	—	13,5 A	2	15 A	30.3 × 20.7 × 13.9 / 3.9	3,9 kg
				24V ›	3 A	5 A (boost)	—	7,5 A	2			
CT 210	230V, 50 / 60 Hz	260W	**12/24V**	12V ›	8 A	12 A (boost)	—	18 A	2	20 A	33.4 × 22.5 × 14.4 / 5.3	5,2 kg
				24V ›	4 A	6 A (boost)	—	9 A	2			
MULTICHARGE CT 48	230V, 50 / 60 Hz	1200W	**12/24/36/48V**	12V ›	20,8 A › 32,4 A			31 A	6	40 A	40.5 × 34 × 24 / 15.8	15,5 kg
				24V ›	20,1 A › 31,8 A			29 A	6			
				36V ›	19,6 A › 22,4 A (30,4 A boost)			29 A	6			
				48V ›	15,5 A › 18,7 A (24,3 A boost)			28 A	6			
CA 150	230V, 50 / 60 Hz	500W	**12/24V**		8 A	10 A (boost)	—	18 A	2	25 A	32.8 × 25.5 × 14.6 / 6.5	6 kg
CA 360	230V, 50 / 60 Hz	920W	**12/24V**		7 A	15 A (boost1)	25 A (boost2)	37 A	3	50 A	43 × 30 × 23 / 14	14 kg
WATTMATIC 100	230V, 50 Hz	170W	**6/12V**		3 A	5 A		11.4 A	2	10 A	26.9 × 24.3 × 12.8 / 3.7	3.8 kg
WATTMATIC 170	230V, 50 Hz	280W	**6/12V**		6.5 A	10 A (boost)	—	18.8 A	2	20 A	33.9 × 22.2 × 13.6 / 5	5 kg

DESIGN GYS FRANCE

MADE IN GYS CHINA

RECOMMENDATION	6V	12V	24V	5 Ah	10 Ah	15 Ah	20 Ah	6V	40 Ah	80 Ah	90 Ah	110 Ah	120 Ah	180 Ah	240 Ah	300 Ah	+ Ah
CT 160		•	•						12 V : 25 › 160 Ah - 24 V : 15 > 90 Ah								
CT 210		•	•						12 V : 35 › 210 Ah - 24 V : 20 > 100 Ah								
MULTICHARGE CT 48		•	•	+48 V								12, 24, 36 V : 90 › 450 Ah - 48 V : 70 › 360 Ah					
CA 150		•	•						35 › 150 Ah								
CA 360		•	•						40 › 350 Ah								
WATTMATIC 100	•	•							15 › 100 Ah								
WATTMATIC 170	•	•							25 › 180 Ah								

SSM SELF START MEMORY | AUTO DETECT BATTERY VOLTAGE DETECTION | START STOP ALL BATTERIES

CHARGERS

AUTOMATIC, SMART & FAST

Old design

Microprocessor Control

FULL PROTECTION: On-board electronics, Reverse polarity, Over voltage, No sparks

YouTube PLAYLIST BATIUM

NEW DESIGN 12 / 2025

NEW DESIGN 02 / 2026

BATIUM 7.12

7 A | GO > 0.5 V

SSM | START STOP | AUTO DETECT

1.5 m - 1.5 mm² > 40 A

024496

GB : 024557

BATIUM 15.12

15 A | GO > 0.5V

SSM | START STOP | AUTO DETECT

SOS RECOVERY MODE

1.5 m - 2.5 mm² > 40 A

024519

GB : 024632

6 / 12 V IWUoU

NEW DESIGN 11 / 2025

NEW DESIGN 12 / 2025

BATIUM 7.24

7 A | GO > 0.5 V

SSM | START STOP | AUTO DETECT

1.5 m - 1.5 mm² > 40 A

024502

BATIUM 15.24

15 A | GO > 0.5V

SSM | START STOP | AUTO DETECT

SOS RECOVERY MODE

1.5 m - 2.5 mm² > 40 A

024526

GB : 024588

6 / 12 / 24 V IWUoU

I REGULATED FAST CHARGE



TRACTION BATTERY CHARGING

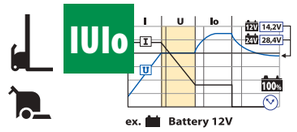

TEST

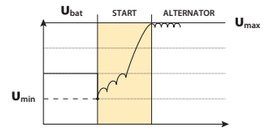

NEW DESIGN 03 / 2026

BATIUM 25.24 X

25 A | GO > 0.5V

2 m - 6 mm² > 60 A

024830

SSM | START STOP | AUTO DETECT

SOS RECOVERY MODE

6 / 12 / 24 V | I REGULATED IUoU FAST CHARGE | IUIo Specific charge Traction batteries

Fuse ×10

15A BATIUM 7/12 & 7/24 054493

30A BATIUM 15/12 & 15/24 054523

RECOMMENDATION	6V	12V	24V	5 Ah	10 Ah	15 Ah	20 Ah	6V	40 Ah	80 Ah	90 Ah	110 Ah	120 Ah	180 Ah	240 Ah	300 Ah	+ Ah
BATIUM 7.12	•	•				15 › 130 Ah											
BATIUM 7.24	•	•	•			15 › 130 Ah											
BATIUM 15.12	•	•						35 › 225 Ah									
BATIUM 15.24	•	•	•					35 › 225 Ah									
BATIUM 25.24 X	•	•	•					35 › 350 Ah									

MADE IN FRANCE	50 / 60 Hz		CHARGE			Average / Moyen (EN 60335)				Fuse	L × W × H cm / kg		SOS RECOVERY MODE Deeply Sulfated batteries
				Reg	RMS / Efficace	Reg 1	Reg 2	Reg 3	boost				
BATIUM 7.12	230V	105W	6/12V	2	11 A	3 A	—	—	7 A	15 A	13.5 × 36 × 21 / 4.6	4.6 kg	—
BATIUM 15.12	230V	225W	6/12V	3	22 A	7 A	10 A	—	15 A	30 A	36.2 × 21.2 × 14 / 5.7	5.6 kg	•
BATIUM 7.24	230V	210W	6/12/24V	2	11 A	3 A	—	—	7 A	15 A	34.8 × 21 × 14.1 / 5.4	5.4 kg	—
BATIUM 15.24	230V	450W	6/12/24V	3	22 A	7 A	10 A	—	15 A	30 A	36.2 × 21 x 14.3 / 7.1	7.1 kg	•
BATIUM 25.24X	230V	1 150W	6/12/24V	3	37 A	7 A	15 A	25 A	—	—	42 × 28 × 24.5 / 13.5	13.4 kg	•

BSU
BATTERY SUPPORT UNIT

PFC POWER FACTOR CORRECTION

FV FLEXIBLE VOLTAGE
95 V — 265 V

NEW

DIAG-BATIUM 100.12

100 A

PFC FV

2.5 m - 16 mm² — 2.2 m

087552
: 088443

12 V

BSU: DIAG (POWER SUPPLY)

BSU adjustable voltage:
12.7 › 15.5 V

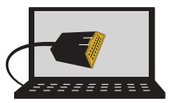

U2 ADJUSTABLE

CHARGE: Pb

Pb adjustable current: 5 › 100 A

1. Status analysis
2. Recovery
3. Test desulfation
4. Desulfation
5. Fast charge 80%
6. Absorption
7. Floating 100%

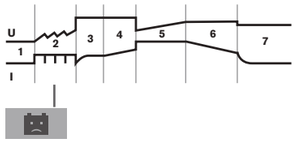

Auto Recovery :
Recovers deeply discharged (min 2V) and/or sulfated batteries.
Récupération des éléments des batteries profondément déchargées (mini 2V) et/ou sulfatées.
Wiederherstellung der Zellen bei tiefentladenen bzw. sulfatierten Batterien (min. 2V).

CHARGE: LiFePO4

LiFePO4 adjustable current: 5 › 100 A

1. UVP Wake up-Status analysis
2. Recovery
3. Fast charge 90%
4. Absorption 95%
5. Test
6. Completion
7. Equalization
8. Floating 100%

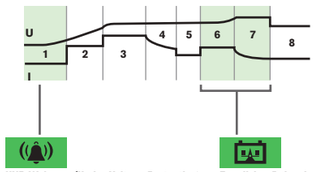

UVP Wake up (Under Voltage Protection)
Battery reactivation when in UVP protection.
Réactivation de la batterie en protection UVP.
Reaktivierung der Batterie mit UVP-Schutz.

Equalizing Balancing System
Balancing of the battery cells.
Équilibrage des cellules.
Ausgleich der Batteriezellen.

MADE IN FRANCE	50 / 60 Hz				I max	25°C @100 %	40°C @ 100 %		START MINI	IP	L ↔	mm²			L × W × H cm / kg
DIAG-BATIUM 100.12	220 › 240 V	1600 W	2.2 m	12 V	100 A	230V : 90 A	230V : 84 A	5 › 1200 Ah	2 V	20	2,5 m	16	5,8	32 × 23.5 × 13.6 cm	41.4 × 31.1 × 25 / ND
	110 › 127 V	1500 W				110V : 60 A	110V : 52 A								

CHARGERS
MULTICHARGE STATION

FULL PROTECTION
Reverse polarity
Over voltage
No sparks

NEW

MULTICHARGE STATION

4×10 A | **Pb-Li**

083578
34.5 × 38 × 31.5 cm / 6.3 kg

I REGULATED IUoU FAST CHARGE

6 / 12 V

REPAIR MODE

RECOVERY OF SULFATED BATTERIES

I REGULATED IUoU FAST CHARGE

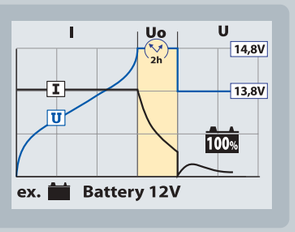

RECOMMENDATION	6V	12V	24V	5 Ah	10 Ah	15 Ah	20 Ah (6V)	40 Ah	80 Ah	90 Ah	110 Ah	120 Ah	180 Ah	240 Ah	300 Ah
MULTICHARGE STATION	•	•			8 › 250 Ah			8 › 250 Ah							

CHARGERS & STARTERS

12 - 24 V

TRADITIONAL
START 48
NEOSTART 49

AUTOMATIC
STARTIUM 50

BATTERY SUPPORT UNIT
DIAG-STARTIUM 51

STARTUP

CHARGERS & STARTERS
AUTOMATIC W2

SSM SELF START MEMORY

12 V

STARTUP 80
17 A
SSM
1.5 m - 2.5 mm² > 30 A
024922
GB: 025127

START / NEOSTART

CHARGERS & STARTERS
TRADITIONAL W

SSM SELF START MEMORY

12 V | 12 / 24 V

START 200
18 A
SSM
1.5 m - 6 mm² > 60 A
025530

START 300
23 A
SSM
2 m - 10 mm² > 220 A
025547

NEOSTART 320
9 / 40 A
SSM
2 m - 10 mm² > 220 A
025301

12 / 24 V

NEOSTART 420
40 A
SSM
1.8 m - 10 mm² > 500 A
025295

NEOSTART 620
60 A
SSM
1.8 m - 16 mm² > 500 A
025288
GB: 025486

DESIGN GYS FRANCE / MADE IN GYS CHINA	50 / 60 Hz	I_1		CHARGE kW	START kW	CHARGE Ref	RMS / Efficace	Average / Moyen (EN 60335)	Boost	Automatic	Manual	min › max	START 1 V/C	START 0 V/C	Fuse	LxWxH cm / kg	LxWxH cm / kg
START UP 80	230 V	13 A	12 V	0,35	1	2	13, -25 A	9 A	17 A	•	—	40 › 170 Ah	50 A	80 A	—	17 x 11.5 x 31 / 4	19 x 12 x 32 / 4.2
START 200	230 V	13 A	12 V	0,39	1,4	3	15-25 A	11 A	18 A	—	•	53 › 240 Ah	80 A	120 A	50 A	35 x 24 x 15 / 7.6	37 x 27 x 18 / 8
START 300	230 V	13 A	12 V	0,8	3,6	3	13-36 A	10 A	23 A	—	•	42 › 300 Ah	100 A	165 A	80 A	36 x 27 x 20 / 12.4	40 x 35 x 23.5 / 13.7
		13 A	24 V	1,2	3,6			8 A	17 A			38 › 224 Ah					
NEOSTART 320	230 V	13 A	12 / 24 V	0, 8	6,5	3	40 A	10 A	40 A	—	•	20 › 700 Ah	160 A	270 A	150 A	41 x 30 x 21 / 13	41 x 35 x 24 / 14.7
								9 A	30 A								
NEOSTART 420	230 V	16 A	12 / 24 V	1,7	9	3	70 A	20 A	40 A	—	•	20 › 1000 Ah	250 A	420 A	200 A	48 x 30 x 23 / 18	52 x 34 x 31 / 21
NEOSTART 620	230 V	16 A	12 / 24 V	2	10	3	90 A	30 A	60 A	—	•	20 › 1350 Ah	330 A	620 A	200 A	31.5 x 23 x 44.5 / 23.7	21 x 33.5 x 26.5 / 24

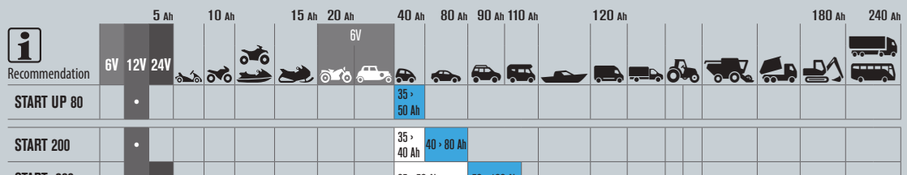

CHARGERS & STARTERS AUTOMATIC

IWUoU

YouTube PLAYLIST STARTIUM

3 in 1
- AUTOMATIC CHARGE = BATIUM
- AUTOMATIC START
- TEST ALTERNATOR

TIMER
UNIVERSAL MODE — AUTO SELECTION
SULFATED BATTERIES
START STOP — ALL BATTERIES
GO >1 V

FULL PROTECTION
On-board electronics
Over voltage
No sparks

35/50 mm²

NATO OTAN Compatibility p.63

12/24 V

STARTIUM 330E — 25 A
1,9 m - 10 mm² > 500 A
026469

STARTIUM 480E — 40 A
1,9 m - 16 mm² > 600 A
026483
: 025578

STARTIUM 680E — 45 A
2,2 m - 25 mm² > 600 A
026490
: 025585

STARTIUM 980E — 50 A
2,5 m - 35 mm² > 600 A
026506

Disconnectable

CHARGERS & STARTERS AUTOMATIC & BSU

IWUoU

BATTERY SUPPORT UNIT

BSU Battery Support Unit
POWER SUPPLY DIAG+ 60A
Voltage adjustable 12 V › 15 V
BATTERY EXPERT

12 V | 6/12/24 V

DIAG STARTIUM 60-12 — 60 A
2,2 m - 25 mm² > 600 A
026513

DIAG STARTIUM 60-24 — 60 A
2,2 m - 25 mm² > 600 A
026520
: 025592
: 076969

MADE IN FRANCE	50/60 Hz	I_1	CHARGE kW	START kW	CHARGE							START				BSU	FUSE	LxWxH cm / kg	LxWxH cm / kg	CCA I (EN) START
						min › max	RMS / Efficace	Average / Moyen (EN 60335)	Reg	Boost	Automatic		1 V/Cell	0 V/Cell	AUTO START					
STARTIUM 330E	230V	16 A	0,8	6,5	12 V	20 › 370 Ah	40 A	25 A	4	—	•	12 V :	165 A	270 A	•	—	100 A	26 x 26 x 47 / 15.5	28 x 28 x 47 / 16	500 A
					24 V	20 › 300 Ah						24 V :	130 A	210 A						
STARTIUM 480E	230V	16 A	1,7	9	12 V	20 › 600 Ah	65 A	30 A	4	40 A	•	12 V :	280 A	390 A	•	—	200 A	34 x 30 x 64 / 20.5	64 x 37 x 31 / 29	750 A
					24 V	20 › 450 Ah						24 V :	210 A	290 A						
STARTIUM 680E	230V	16 A	2	10	12 V	20 › 675 Ah	75 A	30 A	4	45 A	•	12 V :	380 A	550 A	•	—	200 A	34 x 30 x 64 / 25.5	65 x 37 x 31 / 31	900 A
					24 V	20 › 525 Ah						24 V :	270 A	380 A						
STARTIUM 980E	230V	16 A	2	12	12 V	20 › 750 Ah	80 A	40 A	4	50 A	•	12 V :	500 A	720 A	•	—	250 A	34 x 30 x 80 / 30	65 x 37 x 32 / 36	1400 A
					24 V	20 › 525 Ah						24 V :	400 A	560 A						
DIAG STARTIUM 60-12	230V	16 A	2	10	12 V	20 › 900 Ah	95 A	60 A	4	—	•	12 V :	310 A	440 A	•	•	200 A	35 x 35 x 72 / 30.5	80 x 37 x 35 / 36	900 A
DIAG STARTIUM 60-24	230V	16 A	2	10	6 V	20 › 900 Ah	65 A	40 A	4	—	—	6 V :	—	—	•	•	200 A	35 x 35 x 72 / 30.5	80 x 37 x 35 / 36	900 A
					12 V	20 › 900 Ah	95 A	60 A			•	12 V :	300 A	430 A						
					24 V	20 › 525 Ah	65 A	40 A			•	24 V :	280 A	410 A						

Fuse ×2
100 A — Startium 330E — 054394
200 A — Startium 480E, 680E, Diag. 60-12, 60-24 — 054547
250 A — Startium 980E — 055568

RECOMMENDATION

	6V	12V	24V	5 Ah	10 Ah	15 Ah	20 Ah	6V	40 Ah	80 Ah	90 Ah	110 Ah	120 Ah	180 Ah	240 Ah	300 Ah	+ Ah
STARTIUM 330E		•	•							40 › 80 Ah			80 › 120 Ah				
STARTIUM 480E		•	•							40 › 120 Ah				120 › 160 Ah			
STARTIUM 680E		•	•	Precharge (± 10 min)						50 › 180 Ah				180 › 200 Ah			
STARTIUM 980E		•	•							50 › 240 Ah							
DIAG STARTIUM 60-12		•								50 › 180 Ah				180 › 200 Ah			
DIAG STARTIUM 60-24	•	•	•							50 › 180 Ah				180 › 200 Ah			

GYS
INVEST IN THE FUTURE

BOOSTERS

6 - 12 - 24 V

Pb inside

GYSPACK AIR	53
GYSPACK	54
STARTPACK	58
ENERGYSTATION	61

LITHIUM inside

NOMAD POWER	64

SUPER CAPACITOR inside

STARTRONIC	68
GYSCAP	70

BOOSTERS
Pb/LEAD INSIDE

POWER SUPPLY
12 V DC

COMPRESSOR



12 V | 17 Ah INSIDE | HOBBIES OCCASIONAL — PRO INTENSIVE

GYSPACK AIR 401

1 100 A	380 A 1V/Cell

1.2 m - 12.5 mm² — 088801

GYSPACK AIR

1 250 A	480 A 1V/Cell

1.1 m - 25 mm² — 500 A — 026322

INCLUDED **GYSPACK AIR 401 / AIR**

OPTION
MEMORY AUTO SAVE
CABLE OBD 1,5 m
054202
Fuse 7,5 A

CHARGER
Power in 100-240 V / out 12 V
50/60 Hz
054677
: 054660

WU

FV FLEXIBLE VOLTAGE
100V — 240V

230V Après chaque utilisation / After each use / Nach jeder Anwendung

DESIGN GYS FRANCE
MADE IN GYS CHINA

	Inside	START 12 V	START 1 V/Cell	START 0 V/Cell	Peak Battery	START PETROL & DIESEL	ON OFF		Fuse	AIR	POWER OUT	EXTERNAL Charge 230 V	TEST OK	LxWxH cm / kg	LxWxH cm / kg
GYSPACK AIR 401	12 V-17 Ah	12 V	380 A	700 A	1100 A	Lead/LFP	•	•	—	17 bars	(x2) Cigarette Lighter : 12V - 8A USB-A Port 5V/2.1A	12V DC/1A	•	31.4 x 18.8 x 32.1 / 7.4	NC
GYSPACK AIR	12 V-18 Ah	12 V	480 A	900 A	1250 A	Lead/LFP	•	•	—	4 bars	12 V DC/0,5A	12V DC/1.2A	•	33 x 17 x 37 / 8.5	38.5 x 22 x 44 / 9.4

RECOMMENDATION	6V	12V	24V	5 Ah	10 Ah	15 Ah	20 Ah	6V		40 Ah	80 Ah	90 Ah	110 Ah	120 Ah	180 Ah	240 Ah	300 Ah	+ Ah
GYSPACK AIR 401		•								› 50 Ah								
GYSPACK AIR		•								› 50 Ah								

BOOSTERS
Pb/LEAD INSIDE

POWER SUPPLY
12 V DC

NEW DESIGN 12\2025

OPTION
MEMORY AUTO SAVE CABLE OBD 1,5 m
054202
Fuse 7,5 A

12 V = 6 C*
24 V = 6 C* + 6 C* = 12 C*
*C = cells, cellules

HERITAGE 6/12 V

old design

12 V — 18 Ah INSIDE
HOBBIES / OCCASIONAL — PRO / INTENSIVE

GYSPACK 400
1 250 A | 480 A 1V/Cell
0.6 m - 16 mm² > 300 A
025455
GB: 025516

12 V — 22 Ah INSIDE
HOBBIES / OCCASIONAL — PRO / INTENSIVE

GYSPACK 600
1 750 A | 550 A 1V/Cell
0.6 m - 16 mm² > 300 A
027336
GB: 027497

GYSPACK PRO
1 750 A | 600 A 1V/Cell
1.1 m - 25 mm² > 500 A
026155
GB: 025523

INCLUDED **GYSPACK 400 / 600 / PRO**

CHARGER
Power in 100-240 V / out 12 V
50/60 Hz
054677
GB: 054660
WU — FV FLEXIBLE VOLTAGE 100V – 240V

6 / 12 V — 20 Ah + 20 Ah INSIDE
HOBBIES / OCCASIONAL — PRO / INTENSIVE

GYSPACK HERITAGE 6/12

6V	3 200 A	400 A 1V/Cell
12V	1 600 A	450 A 1V/Cell

1.8 m - 25 mm² > 600 A
025844

INCLUDED **GYSPACK Heritage**

CHARGER
Power in 100-240 V / out 12 V
50/60 Hz
054684
GB: 054691
I REGULATED IUoU FAST CHARGE — FV FLEXIBLE VOLTAGE 100V – 240V

230V Après chaque utilisation / After each use / Nach jeder Anwendung

		Inside	START 12V	1 V/Cell	0 V/Cell	Peak Battery	START PETROL & DIESEL	ON OFF		Fuse		Power out	GYSPACK Charge 230 V	TEST OK	LxWxH cm / kg	LxWxH cm / kg
DESIGN GYS FRANCE	GYSPACK 400	12 V-18 Ah	12V	480 A	900 A	1250 A	Pb/Lithium LFP	—	—	—	—	12 V DC/0.5A	12 V DC/1.2A	•	26 x 13 x 29.5 / 6.4	28.5 x 16 x 34 / 7.2
	GYSPACK 600	12 V-22 Ah	12V	550 A	1050 A	1750 A	Pb/Lithium LFP	—	—	—	—	12 V DC	12 V DC/1.2A	•	25.5 x 14 x 29.5 / 7.5	29.5 x 16. x 35.5 / 8.2
MADE IN GYS CHINA	GYSPACK PRO	12 V-22 Ah	12V	600 A	1100 A	1750 A	Pb/Lithium LFP	•	•	—	—	12 V DC	12 V DC/1.2A	•	35 x 14 x 37 / 9	39 x 17 x 45 / 9.5
	GYSPACK HERITAGE 6/12	6 V- 2 x 20 Ah	6 V 12 V	400 A 450 A	800 A 850 A	3200 A 1600 A	Pb/Lithium LFP	•	•	1 x 300 A	—	12 V DC	12 V DC/2A	•	36 x 11 x 45 / 13	39 x 22 x 51 / 14

RECOMMENDATION	6V	12V	24V	5 Ah	10 Ah	15 Ah	20 Ah	40 Ah	80 Ah	90 Ah	110 Ah	120 Ah	180 Ah	240 Ah	300 Ah	+ Ah
GYSPACK 400		•						› 50 Ah								
GYSPACK 600		•						› 90 Ah								
GYSPACK PRO		•						› 90 Ah								
GYSPACK HERITAGE	•	•					› 140 Ah (6V)	› 50 Ah								

BOOSTERS
Pb/LEAD INSIDE

POWER SUPPLY
12 V DC

FOR GYSPACK 660/750/800/700/900

Fuse ×2	200 A	300 A
	054547	054561

OPTION
MEMORY AUTO SAVE CABLE OBD 1,5 m
054202
Fuse 7,5 A

SPIRAL TECHNOLOGY

SPIRAL TECHNOLOGY

EnerSys
PREMIUM QUALITY BATTERIES

TPPL TECHNOLOGY
Thin Plate Pure Lead

12 V 28 Ah INSIDE
HOBBIES / OCCASIONAL — PRO / INTENSIVE

GYSPACK 660
1 900 A | 640 A 1V/Cell
1.3 m - 25 mm² > 600 A
027862
GB: 027879

INCLUDED **GYSPACK 660**

CHARGER
Power in 100-240 V / out 12 V
50/60 Hz
027992
GB: 025929

I REGULATED IUoU FAST CHARGE
FV FLEXIBLE VOLTAGE 100V – 240V

12 V 28 Ah SPIRAL INSIDE
HOBBIES / OCCASIONAL — PRO / INTENSIVE

GYSPACK 750
2 500 A | 750 A 1V/Cell
1.3 m - 25 mm² > 600 A
026179
GB: 026353

INCLUDED **GYSPACK 750**

CHARGER
Power in 100-240 V / out 12 V
50/60 Hz
054684
GB: 054691

I REGULATED IUoU FAST CHARGE
FV FLEXIBLE VOLTAGE 100V – 240V

12 V 28 Ah SPIRAL INSIDE
HOBBIES / OCCASIONAL — PRO / INTENSIVE

GYSPACK PRO 800
2 500 A | 700 A 1V/Cell
1.8 m - 25 mm² > 600 A
068759
GB: 072107

INCLUDED **GYSPACK PRO 800**

CHARGER
Power in 100-240 V / out 12 V
50/60 Hz
054684
GB: 054691

I REGULATED IUoU FAST CHARGE
FV FLEXIBLE VOLTAGE 100V – 240V

12 V 16 Ah INSIDE
HOBBIES / OCCASIONAL — PRO / INTENSIVE

GYSPACK PRO 700
1 800 A | 640 A 1V/Cell
1.4 m - 25 mm² > 600 A
027077
1 096 701

INTEGRATED CHARGER
7 STEP

12 V 30 Ah INSIDE
HOBBIES / OCCASIONAL — PRO / INTENSIVE

GYSPACK PRO 900
3 100 A | 830 A 1V/Cell
1.8 m - 35 mm² > 600 A
027084
GB: 027954
1 096 701

INTEGRATED CHARGER
7 STEP

After each use
Après chaque utilisation
Nach jeder Anwendung

DESIGN GYS FRANCE		Inside	START 1 V/Cell	START 0 V/Cell	START Peak Battery	START PETROL & DIESEL	TEST OK	CHARGER INSIDE	50 / 60 Hz	GYSPACK Charge 230 V	Protection		Power out		Fuse	Fuse	LxWxH cm	LxWxH cm / kg
MADE IN GYS CHINA	GYSPACK 660	28 Ah	12 V	640 A	1200 A	1900 A	Pb/Lithium LFP	•	—	110 - 240 V	12 V/2 A DC	•	•	12 V DC	—	1 × 200 A	35 x 19 x 40	39 x 23 x 45 / 13.5
	GYSPACK 750	28 Ah	12 V	750 A	1450 A	2500 A	Pb/Lithium LFP	•	—	110 - 240 V	12 V/2 A DC	•	•	12 V DC	—	2 × 200 A	35 x 19 x 40	39 x 23 x 45 / 13.5
	GYSPACK PRO 800	28 Ah	12 V	700 A	1320 A	2500 A	Pb/Lithium LFP	•	—	110 - 240 V	12 V/2 A DC	•	•	12 V DC	10 A	2 × 200 A	31 x 19 x 35	32 x 23 x 37 / 18.4
MADE IN FRANCE	GYSPACK PRO 700	16 Ah	12 V	640 A	1200 A	1800 A	Pb/Lithium LFP	•	•	220 - 240 V	—	•	•	12 V DC	10 A	1 × 200 A	33 x 15 x 32	35 x 24 x 36 / 12
	GYSPACK PRO 900	30 Ah	12 V	830 A	1700 A	3100 A	Pb/Lithium LFP	•	•	220 - 240 V	—	•	•	12 V DC	10 A	1 × 300 A	33 x 15 x 32	35 x 24 x 36 / 16

RECOMMENDATION	6V	12V	24V	5 Ah	10 Ah	15 Ah	20 Ah	6V	40 Ah	80 Ah	90 Ah	110 Ah	120 Ah	180 Ah	240 Ah	300 Ah	+ Ah
GYSPACK 660		•								› 90 Ah							
GYSPACK 750		•										› 150 Ah					
GYSPACK PRO 800		•										› 130 Ah					
GYSPACK PRO 700		•								› 100 Ah							
GYSPACK PRO 900		•										› 150 Ah					

BOOSTERS
Pb/LEAD INSIDE

POWER SUPPLY
12 V DC

YouTube
PLAYLIST
STARTPACK

EnerSys
TPPL TECHNOLOGY Thin Plate Pure Lead
PREMIUM QUALITY BATTERIES

12 / 24 V — 22 Ah + 22 Ah INSIDE

HOBBIES / OCCASIONAL — PRO / INTENSIVE

STARTPACK TRUCK

12 V	3 200 A	750 A 1V/Cell
24 V	1 600 A	650 A 1V/Cell

1.8 m - 25 mm² — 600 A — 025448 (GB: 026339)

STARTPACK TRUCK MOBILE

12 V	3 200 A	750 A 1V/Cell
24 V	1 600 A	650 A 1V/Cell

1.8 m - 25 mm² — 600 A — 026025 (GB: 028807)

INCLUDED **STARTPACK TRUCK & TRUCK MOBILE**

CHARGER
Power in 100-240 V / out 12 V
50/60 Hz
054684
(GB: 054691)

1 REGULATED IUoU FAST CHARGE
FV FLEXIBLE VOLTAGE 100V – 240V

OPTION
MEMORY AUTO SAVE CABLE OBD 1,5 m
054202
Fuse 7,5 A

12 / 24 V — 16 Ah + 16 Ah INSIDE

HOBBIES / OCCASIONAL — PRO / INTENSIVE

STARTPACK 12.24 CI

12 V	3600 A	900 A 1V/Cell
24 V ★	1 800 A	700 A 1V/Cell

1.8 m - 35 mm² — 600 A — 024991 (GB: 068155)

12 / 24 V — 30 Ah + 30 Ah INSIDE

HOBBIES / OCCASIONAL — PRO / INTENSIVE

STARTPACK PRO 12.24 CI

12 V	6200 A	1300 A 1V/Cell
24 V ★★★	3100 A	1200 A 1V/Cell

2 m - 50 mm² — 600 A — 028920 (GB: 068162)

INCLUDED **STARTPACK 12.24 & PRO 12.24**

Fuse ×2
200 A 054547
300 A 054561

INTEGRATED CHARGER 7 STEP

230V After each use
Après chaque utilisation
Nach jeder Anwendung

DESIGN GYS FRANCE

		Inside	START 12 V	START 1 V/Cell	START 0 V/Cell	START Peak Battery	START PETROL & DIESEL	TEST OK	50 / 60 Hz	CHARGER INSIDE 230V	STARTPACK Charge 230 V	Protection ON OFF	Protection	Power out	Power out Memory	Fuse	LxWxH cm	LxWxH cm / kg
MADE IN GYS CHINA	STARTPACK TRUCK / TRUCK MOBILE	2 × 22 Ah	12 V	750 A	1450 A	3200 A	Pb/Lithium LFP	•	110 -240 V	—	12 V/2 A DC	•	•	12 V DC		1 × 300 A	37 x 20 x 46	39 x 22 x 50 / 18
			24 V	650 A	1300 A	1600 A	Pb/Lithium LFP							12 V DC			37 x 20 x 57	39 x 24 x 60 / 21
MADE IN FRANCE	STARTPACK 12.24 CI	2x 16 Ah	12 V	900 A	1700 A	3600 A	Pb/Lithium LFP	—	220 - 240 V	4 A	—	•	•	—		1 × 300 A	26 x 20 x 48	34 x 20 x 51 / 19
			24 V	700 A	1350 A	1800 A												
	STARTPACK PRO 12.24 CI	2x 30 Ah	12 V	1300 A	2400 A	6200 A	Pb/Lithium LFP	—	220 - 240 V	4 A	—	•	•	—		1 × 300 A	14 x 35 x 56	63 x 39 x 30 / 34
			24 V	1200 A	2250 A	3100 A												

RECOMMENDATION

	6V	12V	24V	5 Ah	10 Ah	15 Ah	20 Ah	6V	40 Ah	80 Ah	90 Ah	110 Ah	120 Ah	180 Ah	240 Ah	300 Ah	+ Ah
STARTPACK TRUCK		•	•						› 150 Ah								
STARTPACK TRUCK MOBILE		•	•						› 150 Ah								
STARTPACK 12.24 CI		•	•						› 160 Ah								
STARTPACK PRO 12.24 CI		•	•						› 220 Ah								

BOOSTERS Pb/LEAD INSIDE

PRO ★★★

YouTube
PLAYLIST
STARTPACK

SMART STARTER MANAGEMENT SYSTEM

FULL PROTECTION
- On-board electronics
- Over voltage
- Reverse polarity
- No sparks

AUTO DETECT — Battery voltage detection
Microprocessor Control
TIMER Adjustable

EXIDE TECHNOLOGIES — HIGH QUALITY BATTERIES — SPIRAL TECHNOLOGY

INCLUDED

GYSFLASH XL 6.12 — 7 STEP

6 A - Advanced technology
8 step smart charge

12 / 24 V — 50 Ah SPIRAL + 50 Ah SPIRAL — INSIDE
HOBBIES / OCCASIONAL — PRO +++ / INTENSIVE

STARTPACK PRO 12.24 XL

12 V	8 500 A	1600 A 1V/Cell
24 V ★★★★	4 250 A	1400 A 1V/Cell

2 m - 70 mm² — 1000 A — 026711

OPTION

STANDARD CABLES 1000 A - 70 mm² 2 m 026797
STANDARD CABLES 1000 A - 70 mm² 4 m 026827

NATO CABLES 3 m - 50 mm² 072589

NATO CONNECTOR 026780

NATO OTAN
NATO ID / NCAGE : F8154 CG730

After each use / Après chaque utilisation / Nach jeder Anwendung — 230V

MADE IN FRANCE

	Inside	START 12 V	START 1 V/Cell	START 0 V/Cell	START Peak Battery	START PETROL & DIESEL	CHARGE	CHARGE min › max	TEST OK	CHARGER 230V	Protection ON OFF	Protection	Protection Fuse		LxWxH cm	LxWxH cm / kg
STARTPACK PRO 12.24 XL	2× 50 Ah	12 V	1 600 A	3 000 A	8 500 A	Pb/Lithium LFP	—	—	•	6 A outside	• automatic	•	300 A	2 m ø 70 mm²	106 x 32 x 35	112 x 35 x 43 / 68
		24 V	1 400 A	2 600 A	4 250 A											
ENERGY STATION FP		dependant on batteries / selon batteries /je nach Batterie (Pb only)				Pb/Lithium LFP	12/24 V	100 › 375 Ah (x2)	•	30 A inside	• manual	•	300 A	2,5 m ø 50 mm²	70 x 65 x 91	80 x 53 x 28 / 29

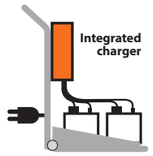

Integrated charger

Recommended
ENERGY STATION FP : 2 ×120› 170Ah

Autonomous booster

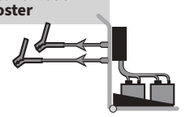

Charge external batteries 12V only

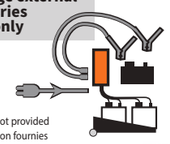

Batteries not provided
Batteries non fournies
Ohne Batterie geliefert

Start 12V engines with 2 × 12V batteries

Add additional power with a 3rd battery

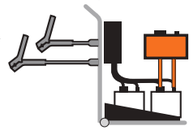

Parallel connection not included
Connexion parallèle non incluse
Parallelschaltung nicht enthalten



FULL PROTECTION
- On-board electronics
- Over voltage
- No sparks
- Reverse polarity

12 / 24 V — HOBBIES / OCCASIONAL — PRO / INTENSIVE +++

ENERGY STATION FP

069589

INTEGRATED CHARGER — 6 STEP

RECOMMENDATION	12V	24V	5 Ah	10 Ah	15 Ah	20 Ah	6V		40 Ah	80 Ah	90 Ah	110 Ah	120 Ah					180 Ah	240 Ah	300 Ah	+ Ah
STARTPACK PRO 12.24 XL	•	•							› 250 Ah												›
ENERGY STATION FP	–	–							35 › 375 Ah												›

SELECT THE RIGHT BOOSTER

CHOISISSEZ VOTRE BOOSTER • WÄHLEN SIE IHREN BOOSTER AUS

	6/12V	12 V										12-24 V				
	GYSPACK HERITAGE	GYSPACK AIR 401	GYSPACK AIR	GYSPACK 400	GYSPACK 600	GYSPACK PRO	GYSPACK 660	GYSPACK PRO 700	GYSPACK 750	GYSPACK PRO 800	GYSPACK PRO 900	STARTPACK TRUCK/ TRUCK MOBILE	STARTPACK 12.24 CI	STARTPACK PRO 12.24 CI	STARTPACK PRO 12.24 XL	ENERGY STATION FP
	025844	088801	026322	025455	027336	026155	027862	027077	026179	068759	027084	025448/ 026025	024991	028920	026711	069589
6 V		12 V	12 V	12 V	12 V	12 V	12 V	12 V	12 V	12 V	12 V	12 V	12 V	12 V	12 V	12 V
12 V												24V	24V	24V	24V	24V
START 1V/Cell	400 (6 V)	380 A	480 A	480 A	550 A	600 A	640 A	640 A	750 A	700 A	830 A	750 (12 V)	900 A (12 V)	1300 A (12 V)	1600 A (12 V)	/
START 1V/Cell	450 (12 V)											650 (24 V)	700 A (24 V)	1200 A (24 V)	1400 A (24 V)	
START 0V/Cell	800 (6 V)	700 A	900 A	900 A	1050 A	1100 A	1200 A	1200 A	1450 A	1320 A	1700 A	1450 A (12 V)	1700 A (12 V)	2400 A (12 V)	3000 A (12 V)	
START 0V/Cell	850 (12 V)											1300 A (24 V)	1350 A (24 V)	2250 A (24 V)	2600 A (24 V)	
START PEAK BATTERY	3200 (6 V)	1100 A	1250 A	1250 A	1750 A	1750 A	1900 A	1800 A	2500 A	2500 A	3100 A	3200 A (12 V)	3600 A (12 V)	6200 A (12 V)	8500 A (12 V)	
START PEAK BATTERY	1600 (12 V)											1600 A (24 V)	1800 A (24 V)	3100 A (24 V)	4250 A (24 V)	
	2 × 20 Ah	17 Ah	18 Ah	18 Ah	22 Ah	22 Ah	28 Ah	16 Ah EnerSys	28 Ah	28 Ah	30 Ah EnerSys	2 × 22 Ah	2 × 16 Ah EnerSys	2 × 30 Ah EnerSys	2 × 50 Ah EXIDE TECHNOLOGIES	
SPIRAL TECHNOLOGY									■	■					■	
ON OFF	■	■	■			■	■	■	■	■	■	■	■	■	■ automatic	■
TEST OK	■	■	■	■	■	■	■	■	■	■	■	– ■	■	■	■	■
	external 2 A	external 1 A	external 0,5 A	external 0,5 A	external 0,5 A	external 0,5 A	external 2 A	internal 2,5 A	external 2 A	external 2 A	internal 2,5 A	external 2 A	internal 4 A	internal 4 A	external 6 A	internal 30A
	IUoU	WU	WU	WU	WU	WU	IUoU	7 step	IUoU	IUoU	7 step	IUoU	7 step	7 step	7 step	6 step
	12 V DC	12 V DC	12 V DC	12 V DC	12 V DC	12 V DC	12 V DC	12 V DC	12 V DC	12 V DC	12 V DC	12 V DC				
		■	■													
	■		■			■	■		■			■				
	1,8 m ø25 mm²	1,2 m ø12,5 mm²	1,1 m ø25 mm²	0,6 m ø16 mm²	0,6 m ø16 mm²	1,1 m ø25 mm²	1,3 m ø25 mm²	1,4 m ø25 mm²	1,3 m ø25 mm²	1,8 m ø25 mm²	1,8 m ø35 mm²	1,8 m ø25 mm²	1,8 m ø35 mm²	2 m ø50 mm²	2 m ø70 mm²	2,5 m ø50 mm²
	37×20×46	31×19×32	33×17×37	26×10×29	26×10×29	35×14×37	35×19×40	33×15×32	35×19×40	31×19×35	33×15×32	37×20×46/ 37×20×57	34×18×46	63×39×30	112×35×43	70×65×91
	18 kg	7,4 kg	8,5 kg	6,5 kg	6,5 kg	9 kg	13,5 kg	12 kg	13,5 kg	18,4 kg	16 kg	18/21 kg	22 kg	34 kg	68 kg	29 kg +
		★ MINI PRO											★★★ PRO		★★★★ UNIVERSAL PRO	

230V

After each use
Après chaque utilisation
Nach jeder Anwendung

CAUTION ON STAND BY
Keep your GYSPACK connected to the mains supply.

ATTENTION HORS UTILISATION
Laisser en charge en permanence.

ACHTUNG WENN NICHT IN GEBRAUCH
Ladegerät dauernd angeschlossen lassen.

ATTENTION CUANDO ESTA APAGADO
Dejar el cargardor conectado permanentemente.

ATTENTIONE FUORI USO
Lasciare sempre in carica.

NATO / OTAN : COMPATIBLE PRODUCTS

- Produits compatibles - Kompatible Produkte

NATO ID / NCAGE : F8154 CG730

	NATO CONNECTOR 026780	GYSFLASH 30.12, 50.12 FV, 51.12, 100.12, 101.12 CNT 30.24 , 50.24, 53.24, 102.12, 103.12, 32-12PL, 25.48	GYSFLASH 101.24 CNT FV 121.12 CNT FV 125.12 CNT FV 157.12 CNT FV	GYSFLASH 123.12 CNT FV 103.24 CNT FV 107.24 CNT FV	GYSFLASH 108.12 CNT FV 148.12 CNT FV 158.12 CNT FV	GYSFLASH 53.48 CNT FV	GYSFLASH 15.24 XTREM	STARTIUM 980E	STARTPACK PRO 12.24 XL
	Anderson/NATO 5 m - 16 mm² 026810	✓	—	—	—	✓	—	—	—
	Texas/NATO 5 m - 25 mm² 025707 / 10 m - 25 mm² 056626	—	✓	✓	✓	—	—	—	—
	Texas/NATO 3.5 m - 50 mm² 025653	—	—	—	—	—	—	✓	—
	Anderson/NATO 2 m - 50 mm² 026803 / 3 m - 50 mm² 072589	—	—	—	—	—	—	—	✓
	2pts/NATO 5 m - 4 mm² 025837	—	—	—	—	—	✓	—	—
	2pts/NATO Spiral 5 m 028968	—	—	—	—	—	✓	—	—

TRACTION BATTERIES : COMPATIBLE PRODUCTS

- Produits compatibles - Kompatible Produkte

BATIUM 25/24 X

GYSFLASH 30.24, 50.24 & 101.24

GYSFLASH 103.24 & 53.48

1. Status analysis
2. Recovery
3. Sulphation test
4. Desulphation
5. Fast charge 80%
6. Absorption
7. Test Absorption
8. Refresh
9. Floating 100%

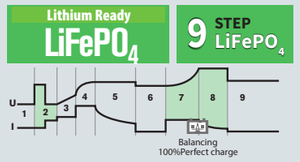

1. Status analysis
2. UVP Wake Up
3. Recovery
4. Fast charge 90%
5. Absorption 95%
6. Test
7. Completion
8. Equalisation
9. Floating 100%

		TYPE	6 h	7 h	8 h	9 h	10 h	11 h	12 h	13 h	14 h	CURRENT
24 V	BATIUM 25.24 X	liquid	75 Ah	90 Ah	120 Ah	125 Ah	130 Ah	140 Ah	155 Ah	165 Ah	180 Ah	25 A
	GYSFLASH 30.24 HF	liquid	—	—	—	75 Ah	85 Ah	105 Ah	125 Ah	145 Ah	175 Ah	15 A
		gel	—	—	—	—	—	75 Ah	85 Ah	105 Ah	120 Ah	
	GYSFLASH 50.24 HF	liquid	—	—	—	250 Ah	290 Ah	350 Ah	410 Ah	480 Ah	550 Ah	50 A
		gel	—	—	—	—	—	260 Ah	290 Ah	340 Ah	400 Ah	
	GYSFLASH 51.12	liquid	130 Ah	150 Ah	180 Ah	210 Ah	240 Ah	270 Ah	310 Ah	350 Ah	390 Ah	25 A
		gel	—	—	130 Ah	150 Ah	160 Ah	180 Ah	200 Ah	220 Ah	240 Ah	
	GYSFLASH 101.24	liquid	390 Ah	470 Ah	550 Ah	630 Ah	720 Ah	820 Ah	930 Ah	1050 Ah	1200 Ah	100 A
		gel	—	—	400 Ah	450 Ah	500 Ah	560 Ah	610 Ah	670 Ah	720 Ah	
	GYSFLASH 103.24 GYSFLASH 107.24	liquid	490 Ah	580 Ah	680 Ah	790 Ah	900 Ah	1020 Ah	1160 Ah	1310 Ah	1500 Ah	100 A
		gel	—	—	500 Ah	560 Ah	630 Ah	700 Ah	760 Ah	830 Ah	900 Ah	
36 / 48 V	GYSFLASH 25.48	liquid	130 Ah	150 Ah	180 Ah	210 Ah	240 Ah	270 Ah	310 Ah	350 Ah	390 Ah	25 A
		gel	—	—	130 Ah	150 Ah	160 Ah	180 Ah	200 Ah	220 Ah	240 Ah	
	GYSFLASH 51.48 GYSFLASH 53.48	liquid	260 Ah	310 Ah	360 Ah	420 Ah	480 Ah	540 Ah	610 Ah	690 Ah	790 Ah	50 A
		gel	—	—	260 Ah	300 Ah	330 Ah	370 Ah	400 Ah	440 Ah	470 Ah	

100 A		**Cables Anderson 175A/Texas** 5 m - 25 mm²	025721
100 A		**Cables REMA 160A/Texas** 5 m - 25 mm²	025714
15 A / 50 A		**Cables REMA 160A/Anderson** 5 m - 16 mm²	069091
30 A / 50 A		**Cables Anderson 175A/Anderson** 5 m - 16 mm²	069107

BOOSTERS
LITHIUM INSIDE

SPECIALIST HOBBY • Non professional use • Utilisation non professionnelle • Nicht für gewerblichen Gebrauch.

START ENGINE

POWER BANK

LIGHT

INCLUDED

SUPER-SAFE SMART STARTING CABLE

✓ Nomad Power 401
✓ Nomad Power 501

✓ Nomad Power PRO 701
✓ Nomad Power PRO 801
✓ Nomad Power PRO 901 FC

Normal charge 100% in 3 h

Normal charge 100% in 4 h

FAST CHARGE
100% in 1 h 15

12 V

NOMAD POWER 401

900 A | 350 A 1V/Cell

0,28 m - 5,2 mm² AWG10
SUPER-SAFE SMART STARTING CABLE

087316

NOMAD POWER 501

1200 A | 500 A 1V/Cell



0,28 m - 5,2 mm² AWG10
SUPER-SAFE SMART STARTING CABLE

087323

12 V

NOMAD POWER PRO 701

1250 A | 700 A 1V/Cell

0,26 m - 8,3 mm² AWG8
SUPER-SAFE SMART STARTING CABLE

085855

NOMAD POWER PRO 801

1500 A | 850 A 1V/Cell

0,26 m - 8,3 mm² AWG8
SUPER-SAFE SMART STARTING CABLE

085831

NOMAD POWER PRO 901 FC

1700 A | 900 A 1V/Cell

0,26 m - 8,3 mm² AWG8
SUPER-SAFE SMART STARTING CABLE

085879

	LITHIUM			START			START PETROL & DIESEL	INPUT	OUTPUT	cm	kg
	CAPACITY/CELL	TYPE	FULL CHARGE	1 V/Cell	0 V/Cell	Peak Battery					
NP 401	2.5 Ah - 37 Wh	LiCoO2	3 h	350 A	700 A	900 A	12 V (Pb only)	USB-C : 5V/2A	(×1) USB 3.0 QC : 5/9/12V - 2A (×1) USB-A : 5V - 2.1A	14.5 × 8.5 × 3	0.37
NP 501	3 Ah - 45 Wh	LiCoO2	3 h 30	500 A	1000 A	1200 A	12 V (Pb only)	USB-C : 5V/2A	(×1) USB 3.0 QC : 5/9/12V - 2A (×1) USB-A : 5V - 2.1A (×1) JACK DC ø5.5 : 15V - 5A	17.5 × 8.5 × 3	0.46
NP PRO 701	4 Ah - 59.2 Wh	LiCoO2	3 h	700 A	1100 A	1250 A	12 V (Pb only)	USB-C : 5V/3A	(×1) USB 3.0 QC : 5V/2.4A 9V/2A 12V - 1.5A (×1) USB-A : 5V - 2.1A (×1) USB-C : 5V - 3A (×1) JACK DC ø5.5 : 15V - 10A	22.8 × 10 × 3.8	0.62
NP PRO 801	5 Ah - 74 Wh	LiCoO2	4 h	850 A	1300 A	1500 A	12 V (Pb only)	USB-C : 5V/3A	(×1) USB 3.0 QC : 5V/2.4A 9V/2A 12V - 1.5A (×1) USB-A : 5V - 2.1A (×1)USB-C : 5V - 3A (×1) JACK DC ø5.5 : 15V - 10A	22.8 × 10 × 3.8	0.73
NP PRO 901 FC	6 Ah - 92.5 Wh	LiCoO2	5h (with 15W charger) 1h15 (with 67W charger)	900 A	1400 A	1700 A	12 V (Pb only)	PD USB-C : 60W max	(×1) USB 3.0 QC : 5V/2.4A 9V/2A 12V - 1.5A (×1) USB-A : 5V - 2.1A (×1) USB-C Power Delivery : 60W (×1) JACK DC ø5.5 : 15V - 10A	22.8 × 10 × 3.8	0.79

Recommendation	
NP 401	5 › 70 Ah
NP 501	5 › 90 Ah
NP PRO 701	5 › 140 Ah
NP PRO 801	5 › 150 Ah
NP PRO 901 FC	5 › 150 Ah

OPTION

67 W Fast USB-C Charger
✓ Nomad Power PRO 901 FC
087132

15 W USB-C Charger
✓ Nomad Power 401 / 501
✓ Nomad Power PRO 701 / PRO 801 / PRO 901 FC
087101

15 W USB-C Charger
✓ Nomad Power 401 / 501
✓ Nomad Power PRO 701 / PRO 801 / PRO 901 FC
087354

BOOSTERS LITHIUM INSIDE

SPECIALIST HOBBY • Non professional use • Utilisation non professionnelle • Nicht für gewerblichen Gebrauch.

- LIGHT
- START ENGINE
- POWER BANK

OPTION

67 W Fast USB-C Charger
✓ Nomad Power PRO 901 FC
087132

15 W USB-C Charger
✓ Nomad Power 401 / 501
✓ Nomad Power PRO 701 / PRO 801 / PRO 901 FC
087101

15 W USB-C Charger
✓ Nomad Power 401 / 501
✓ Nomad Power PRO 701 / PRO 801 / PRO 901 FC
087354

218 Wh — NEW 11 \ 2025

NOMAD POWER 12/24 V
088931

★★★★★ Ultra High Capacity
499+ Wh — NEW

NOMAD POWER PRO 12/24 V
088566

Maximum autonomy

×2 Increased vehicule starts

12 V

NOMAD POWER PRO XL

2000 A	1000 A 1V/Cell

+ 0,7 m - 21 mm² AWG4 + USB-C / USB-C

088818

NOMAD POWER PRO XXL

3200 A	1500 A 1V/Cell

+ 0,6 m - 21 mm² AWG4

088924

12 / 24 V

NOMAD POWER PRO TRUCK

2000 A	600 A 1V/Cell

+ + 0,55 m - 13,3 mm² AWG6

027527
UK : 028845

NOMAD POWER 12/24 V

4000 A	2300 A 1V/Cell

+ 0,7 m - 21 mm² AWG4

088931

NOMAD POWER PRO 12/24 V

5000 A	2300 A 1V/Cell

+ 0,7 m - 21 mm² AWG4

088566

MADE IN CHINA	LITHIUM			START			START PETROL & DIESEL	INPUT	OUTPUT		POWER BANK		cm	kg
	CAPACITY/CELL	TYPE	FULL CHARGE	1 V/Cell	0 V/Cell	Peak Battery					OBD supply compatibility (with 054202)			
NP PRO XL	8 Ah - 118.4 Wh	LiPo	2 h with 67 W Fast USB-C charger 6.5 h with 15 W USB-C charger	1000 A	1500 A	2000 A	12 V (Pb/Lead only)	—	(×1) USB-C (60 W max) (×1) USB-A : 5 V - 2.4 A	(×1) USB 3.0 Quick charge : 5/9/12 V (×1) DC : 12/16 V - 10 A	—		31.1 × 15.2 × 6,5	2.2
NP PRO XXL	10.4 Ah - 153.9 Wh	LiCoO2	3 h	1500 A	2500 A	3200 A	12 V (Pb/Lead only)	(×1) USB-C : 5/9 V -2 A/ 9 V-2 A JACK DC 16.8 V/4 A	(×1) USB-A : 5 V - 2.4 A (×1) USB-A : 5 V - 1 A		—		25.2 × 15 × 18.8	3.1
NP PRO TRUCK	6 Ah - 155.4 Wh	LiCoO2	7 h	600 A	1500 A	2000 A	12 V/24 V (Pb/Lead only)	QC USB-C: 18 W max	(×1) USB-A : 5 V - 1 A (×1) USB-A : 5 V - 2.1 A	(×1) Cigarette Lighter : 12 V - 10 A	•		24.8 × 24.8 × 9.6	2.4
NP 12/24V	8.4 Ah - 218 Wh	LiCoO2	4 h	1900 A	3000 A	4000 A	12 V/24 V (Pb/Lead only)	(×1) USB-C : 5 V - 2 A/ 9 V-2 A JACK DC 29 V/5 A	(×2) USB-A : 5 V - 2.4 A		•		29.5 × 24.5 × 17.5	4.4
NP PRO 12/24V	19.5 Ah - 499.59 Wh	LiCoO2	7 h	2300 A	3500 A	5000 A	12 V/24 V (Pb/Lead only)	JACK DC ø5.5: 29 V - 5 A USB-C: 5V/2A 9 V/2 A	(×2) USB-A : 5 V - 2.4 A		•		24.6 × 24.5 × 15	5.4

Recommendation	
NP PRO XL	5 › 180 Ah
NP PRO XXL	5 › 180 Ah
NP PRO TRUCK	5 › 140 Ah Max capability (minimum charge needed)
NP 12/24V	5 › 180 Ah › 240 Ah
NP PRO 12/24V	5 › 180 Ah › 240 Ah

BOOSTERS SUPER CAPACITOR INSIDE

SUPER CAPACITOR TECHNOLOGY FOR STARTRONIC & GYSCAP

- ✓ NO BATTERY INSIDE
- ✓ NO MAINTENANCE
- ✓ FAST TO USE

- ✓ BOOSTER SANS BATTERIE INTERNE
- ✓ AUCUNE MAINTENANCE
- ✓ RAPIDE D'UTILISATION

- ✓ KEINE INTERNE BATTERIE
- ✓ KEINE WARTUNG
- ✓ SCHNELL EINSETZBAR

FULL PROTECTION

-40/+65°C

✓ 1 MILLION CYCLES

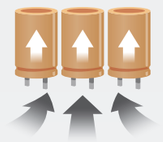

✓ FAST CHARGE

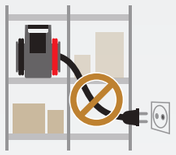

✓ NO SULFATION DURING STORAGE

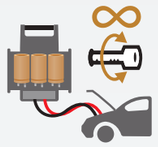

✓ UNLIMITED STARTS

CHARGING MODES	Vehicle battery	Cigarette lighter	Internal lithium battery
STARTRONIC 800	✓	✓	–
STARTRONIC HYBRID 900	✓	✓	✓
STARTRONIC SUPERCAP 12/24 V	✓	–	–

DC/DC CONVERTER INSIDE (>5V)

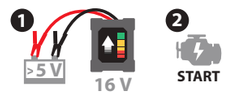

800 : 4 minutes
HYBRID 950 : 4 minutes
SUPERCAP 12 / 24 V : 5 minutes

INCLUDED
STARTRONIC 800 & HYBRID 950

CIGARETTE LIGHTER for Easy charge

027404

✓ SMART
✓ SAFE
✓ POWERFUL

HYBRID TECHNOLOGY

Output USB
Light

INCLUDED
Internal lithium battery
027411

100 % → Recharge the supercapacitors 5 times

PRO ★★★

5× 800 F INSIDE — 12 V

STARTRONIC 800

800 A | 12 V | DC/DC converter

026735

5× 950 F + Lithium INSIDE — 12 V

STARTRONIC HYBRID 950

950 A | 12 V | DC/DC converter

026117

10× 900 F INSIDE — 12 V / 24 V

STARTRONIC SUPERCAP 12 / 24V

1050 A	12 V	DC/DC converter
880 A	24 V	

082816

MADE IN CHINA	START 1 V/Cell	START 0 V/Cell	START Peak	START PETROL & DIESEL		Number of Capacitors	Integrated Inverter	INPUT CHARGE 12 V OFF	INPUT CHARGE 12 V ON	INPUT CHARGE 12 V/10 A OFF	INPUT CHARGE 12 V/10 A ON		5 V / 2 A MICRO USB Type B	Charging time	internal lithium battery	LIGHT	cm	kg
STARTRONIC 800	800 A	1 400 A	–	Pb only	12 V	5 × 800 F	•	4 min	60 s	4 min	4 min		5 V/2 A	40 min	–	–	26,7 × 19.5 × 5	1,86
STARTRONIC HYBRID 950	950 A	1 660 A	–	Pb only	12 V	5 × 950 F	•	4 min	60 s	4 min	4 min		5 V/2 A	40 min	30 min	•	25 × 18.5 × 6	1,86
STARTRONIC SUPERCAP 12/24V	1 050 A	1 800 A	–	Pb only	12 V	10 × 900 F	•	5 min	3 min	–	–		–	–	–	–	34 × 43 × 20	7
	880 A	1500 A			24 V			2 min	2 min									

Recommendation	
STARTRONIC 800	5 › 90 Ah
STARTRONIC HYBRID 950	5 › 100 Ah
STARTRONIC SUPERCAP 12/24V	5 › 150 Ah

GYSCAP

SMART STARTER MANAGEMENT SYSTEM

SUPER CAPACITOR TECHNOLOGY

FULL PROTECTION — -40/+65°C

- ✓NO BATTERY INSIDE
- ✓NO MAINTENANCE
- ✓FAST TO USE

- ✓BOOSTER SANS BATTERIE INTERNE
- ✓AUCUNE MAINTENANCE
- ✓RAPIDE D'UTILISATION

- ✓KEINE INTERNE BATTERIE
- ✓KEINE WARTUNG
- ✓SCHNELL EINSETZBAR

- 1 MILLION CYCLES
- FAST CHARGE
- NO SULFATION DURING STORAGE
- UNLIMITED STARTS

NEW 03\2026

12 V — 5× 3000 F INSIDE

GYSCAP 12V DC/DC
1 600 A — DC/DC converter
087651
1.7 m - 25 mm² — Cables 100% Cu

24 V — 10× 3000 F INSIDE

GYSCAP 24V DC/DC
2 500 A — DC/DC converter
088504
2 m - 35 mm² — Cables 100% Cu

GYSCAP 24V
2 500 A
028944
2 m - 50 mm² — Cables 100% Cu

CHARGING MODES

	On charged vehicle battery 12 V	On charged vehicle battery 24 V	DC/DC CONVERTER On discharged vehicle battery	OPTION GYSFLASH for mains charge 4.12 + F5 p.6 p.16 029422 029439	12.12 + S7 p.7 p.16 029392 077331
GYSCAP 12V & TWIN START EV 12V DC/DC	max 2 min 30 / max 9 min	max 4 min	~1-2 min	max 15 min	max 8 min
GYSCAP 24 V DC/DC	max 20 min	max 2 min 30 / max 10 min	~1-2 min	max 30 min	max 16 min
GYSCAP 24 V	max 1 h	max 1 min 30 / max 30 min	–	max 1 h	max 1 h

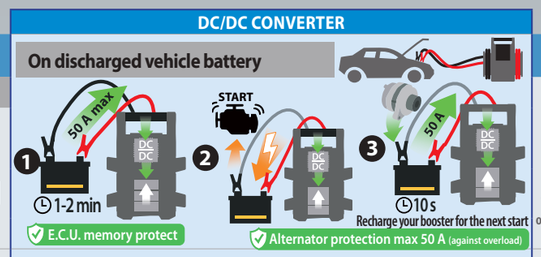

GYSCAP
TWIN START

★★★★★
The Complete & Safe solution

for combustion & EV engine

NEW 03\2026

12 V — 5× 3000 F INSIDE

GYSCAP TWIN-START EV 12V DC/DC
1 600 A — DC/DC converter — TWIN
089990
Cables 100% Cu — 1.7 m - 25 mm²

PATENT PENDING
BREVET GYS
GYS PATENT

2 IN 1

- + 12 V Booster
- + Special EV Rescue

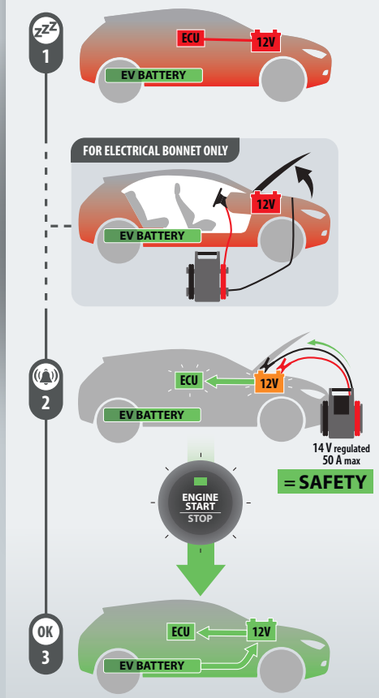

MADE IN FRANCE	START 1 V/Cell	START 0 V/Cell	START Peak	START PETROL & DIESEL		EV/HEV	Number of Capacitors	DC/DC	INPUT CHARGE		cm	kg
GYSCAP 12V DC/DC	1 600 A	2 700 A	10 000 A	Pb/Lithium LFP	12 V	–	5 × 3000 F	•	8-16V / 50A max	4,5V-30V / 8A max	35 × 44 × 19	7,2
GYSCAP TWIN-START EV 12V DC/DC						14 V/50A max						
GYSCAP 24V DC/DC	2 500 A	4 500 A	10 000 A	Pb/Lithium LFP	24 V	–	10 × 3000 F	•	16-32 V / 50 A max	4.5V-30 V / 8 A max	35 × 38 × 20	13
GYSCAP 24V								–	24 V	10-30 V (150 W max)	32 × 49 × 21.5	14

Recommendation	
GYSCAP 12V DC/DC	
GYSCAP TWIN-START EV 12V DC/DC	
GYSCAP 24V DC/DC	225 Ah
GYSCAP 24V	225 Ah

ACCESSORIES

TRADITIONAL TESTERS	72
CONNECTED TESTERS	72
DIGITAL / COLOR SCREEN TESTERS	73
TESTERS WITH PRINTERS	74
POWER INVERTERS	76
PORTABLE ENERGY	78
ACCESSORIES	80
EV CHARGING	81
EV BATTERY ACCESSORIES	82
EV BATTERY LIFT / BATTERY LIFT	83
WORKING SUPPORTS	84
JUMPER CABLES	86
ACCESSORIES	87
WORKING LIGHTS	90

TBP

TRADITIONAL TESTERS

YouTube
PLAYLIST
BATTERY TESTERS

TBP 100
6/12 V | 20 › 100 Ah
PB BATTERY
055131

TBP 500
12 V | 10 › 160 Ah
PB BATTERY
055148

BTW

CONNECTED TESTERS

NOT INCLUDED

×14 Languages Sprachen

BTW 6V/12V
6/12 V | 7 › 240 Ah
ALTERNATOR 12 V | PB BATTERY
077355

BT

DIGITAL TESTERS

BT 001
12 V | 7 › 230 Ah
PB BATTERY
056640

0.5 m

NBT 200
12 V | 20 › 150 Ah
ALTERNATOR 12 V
PB BATTERY
024168

DBT

COLOR SCREEN TESTERS

×9 Languages Sprachen

0.7 m

DBT 410
6/12 V | 7 › 240 Ah
ALTERNATOR 6/12 V | PB BATTERY
083233

×12 Languages Sprachen

1 m

USB cable

DBT 500
6/12 V | 7 › 240 Ah
ALTERNATOR 6/12 V | PB BATTERY
079823

×12 Languages Sprachen

2.6 m

USB cable

DBT 710
6/12 V | 7 › 240 Ah
ALTERNATOR 6/12/24 V | PB BATTERY
083585

Complete analysis

Historical data

Graphical data analysis
Waveform function for DBT 500, DBT 710

Download app & Print
for DBT 500, DBT 710

MADE IN CHINA			TEST: BATTERY A	TEST: BATTERY V	TEST: CHARGE & START SYSTEM VEHICLE	DIGITAL	RESULT			TEMPERATURE COMPENSATION	kg	cm	L × W × H cm / kg
TBP 100	6-12 V	20 › 100 Ah	•	•	12V	—	5/10s		15 min	—	1.5	16×1.8×30	30.7×17.2×10.3 / 1.5
TBP 500	12 V	10 › 160 Ah	•	•	12V	—	15s		15 min	—	3.75	27×26×13	31×28.6×18.2 / 3.8
BTW 6V/12V	6-12 V	7 › 240 Ah	—	min 4,5 V	12 V	—	1s		instant	•	0.11	11×3×2	7.5×4.5×16.4 / 0.16
BT 001	12 V	7 › 230 Ah	—	•	12 V	LED	1s		instant	—	0.29	3×12×1.5	24.2×11.8×2.4 / 0.29
NBT 200	12 V	20 › 150 Ah	•	min 7 V	12 V	•	1s		instant	—	0.25	7×1.5×12	5×18×25.8 / 0.3
DBT 410	6-12 V	7 › 240 Ah	•	min 5 V	6 / 12 V	color screen 2.4"	1s		instant	•	0.24	8×1.8×13.4	4.2×8.5×15
DBT 500	6-12 V	7 › 240 Ah	•	min 5 V	6 / 12 V	color screen 2.4"	1s		instant	•	0.3	8×2×14	5×18.5×18.5 / 0.44
DBT 710	6-12 V	7 › 240 Ah	•	min 3 V	12 / 24 V	color screen 3.2"	1s		instant	•	0.9	10×3.5×20.5	10×18.4×25.3

Recommendation	TEST: Battery/Batteries /Ladegeräte	TEST: Alternator Circuit/ Circuit alternateur/ Lichtmaschineschaltkreis		LIQUID	START /STOP ENGINE	EFB	AGM VRLA/GEL						CURRENT CCA SAE
TBP 100	6V 12V		12V	•	—	—	—			20 › 100 Ah			—
TBP 500	12V		12V	•	—	—	—				10 › 160 Ah		0 >1000 A
BTW 6V/12V	6V 12V		12V	•	•	•	•	7 › 240 Ah					10 > 2000 A
BT 001	12V		12V	•	•	•	•	7 › 230 Ah		7 › 230 Ah			—
NBT 200	12V		12V	•	—	—	•			20 › 150 Ah			200 > 1200 A
DBT 410	6V 12V		6-12 V	•	•	•	•	7 › 240 Ah					10 > 2000 A
DBT 500	6V 12V		6-12 V	•	•	•	•	7 › 240 Ah					100 > 2000 A
DBT 710	6V 12V		6-12-24 V	•	•	•	•	7 › 240 Ah					—

TESTERS
TESTERS WITH PRINTERS

056220	x2	37 mm	7.5 m	25 mm	BT 301 / BT 501 / BT 551
056237	x1	57 mm	28 m	50 mm	RT 777 / PBT 700 / PBT 812 / PBT 824 / PBT 924
056633	x2	57 mm	7.5 m	25 mm	PBT 550 / PBT 700 / PBT 710 / PBT 720 / PBT 812 / PBT 824 / PBT 924 / SPM

YouTube
PLAYLIST
BATTERY TESTERS

1.3 m | 0.5 m *detachable
M/F plug
Clamps 056510

Included for PBT 812 / PBT 824 / PBT 924
4 wire connector = more precision
connecteur 4 fils = plus de précision

COMPATIBILITY
USB Barcode scanner 1D/2D for PBT 812, PBT 924
027718
p.36

Languages - Sprachen

	GB	FR	DE	IT	ES	PT	CZ	NL	PL	RU	TR	CN	JP	KR	IR	HR
BTW 6V/12V																
DBT 410																
DBT 500																
DBT 710																
PBT 550																
PBT 710																
PBT 720																
PBT 812																
PBT 824																
PBT 924																

NEW

XL Full Color screen
- Complete analysis
- Historical data
- Graphical data analysis
  Waveform function
- Download app & Print

Color screen
- Complete analysis
- Historical data
- Graphical data analysis
  Waveform function
- Battery-management software

LCD screen
- Complete analysis
- Battery-management software

Color screen
- Complete analysis
- Historical data
- Battery-management software

×6 Languages Sprachen

×13 Languages Sprachen

×12 Languages Sprachen

×10 Languages Sprachen

×10 Languages Sprachen

×8 Languages Sprachen

NEW

Approvals
Homologations
Zulassungen

1.8 m

LCD COLOR

1.8 m

1.8 m

PRINTER • 12 V

PBT 550
12 V | 30 › 220 Ah
ALTERNATOR 12 V | PB BATTERY
024199

0.65 m
×2 (included) 056633

PBT 710
12 V | 5 › 220 Ah
ALTERNATOR 12 V | PB BATTERY
088849

1.9 m
×2 (included) 056633

PRINTER • 6/12 V

PBT 720
6/12 V | 7 › 240 Ah
ALTERNATOR 6/12/24 V | PB BATTERY
083240

2.6 m
×2 (included) 056633

PBT 812
6/12 V | 7 › 240 Ah
ALTERNATOR 12/24 V | PB BATTERY
076686

×1 (included) 056237

PRINTER • 6/12/24 V (2x12)

PBT 824
6/12/24(2X12)V | 7 › 240 Ah
ALTERNATOR 12/24 V | PB BATTERY
025738

×1 (included) 056237

PBT 924
6/12/12 Vparallel/24(2X12)V | 7 › 240 Ah
ALTERNATOR 12/24 V | PB BATTERY
088306

×1 (included) 056237

				TEST											
				A	V	CHARGE & START SYSTEM VEHICLE	PRINT PAPER	DIGITAL	RESULT		TEMPERATURE COMPENSATION		kg	cm	L × W × H cm / kg
MADE IN CHINA	PBT 550	12 V	30 › 220 Ah	•	min 6 V	12 V	•	back-lit/rétro-éclairé	1s	instant	•	—	0.55	55 × 25	29 × 23 × 9 / 0.9
	PBT 710	12 V	5 › 220 Ah	•	min 6 V	12 V	•	colour screen	1s	instant	•	—	0.62	9 × 4 × 20	25 × 18 × 6.7 / N/A
	PBT 720	6-12 V	7 › 240 Ah	•	min 3 V	6/12/24 V	•	colour screen 3.2"	1s	instant	•	2 x 3.7 V - 2 A lithium-ion polymer batteries	0.9	26 × 10.5 × 5	27.2 × 36.4 × 9.3 / 2
	PBT 812	6-12 V	7 › 240 Ah	•	min 1.5 V	12/24 V	•	colour TFT display 2.8"	1s	instant	•	6 x 1.5 V LR6-AA or 18650 lithium battery (not included)	0.7	28 × 14 × 7.5	34 × 47 × 11.5 / 3.1
	PBT 824	6-12 - 24V (2x12V)	7 › 240 Ah	•	min 1.5 V	12/24 V	•	back-lit 4 colours /rétro-éclairé	1s	instant	•	6 x 1.5 V LR6-AA	0.7	25 × 4.5 × 13	40 × 28 × 9 / 2.3
	PBT 924	6-12 V 12 V parallel 24V (2x12V)	7 › 240 Ah	•	min 1.5 V	12/24 V	•	colour TFT display 2.8"	1s	instant	•	6 x 1.5 V LR6-AA or 18650 lithium battery (not included)	0.7	28 × 14 × 7.5	34 × 47 × 11.5 / 3.1

Recommendation	TEST: Battery/Batteries/ Ladegeräte	TEST: Alternator Circuit/ Circuit alternateur/ Lichtmaschineschaltkreis		PRINT PAPER	LIQUID	START /STOP ENGINE	EFB	AGM VRLA/GEL							CURRENT CCA SAE
PBT 550	12V		12 V	•	•	•	•	•			30 › 220 Ah				100 > 2000 A
PBT 710	12V		12 V	•	•	•	•	•	5 › 220 Ah						10 > 2000 A
PBT 720	6V 12V		6-12-24 V	•	•	•	•	•	7 › 240 Ah						10 > 2000 A
PBT 812	6V 12V		12 V	•	•	•	•	•	7 › 240 Ah						25 > 3000 A
PBT 824	6V 12V 24V (2X12)		12-24 V	•	•	•	•	•	7 › 240 Ah						40 > 2000 A
PBT 924	6V 12V 24V (2X12)		12-24 V	•	•	•	•	•	7 › 240 Ah						40 > 2000 A

POWER INVERTERS

12/24 V DC › 230 V AC

Available for UK socket

MSW / PSW TECHNOLOGY

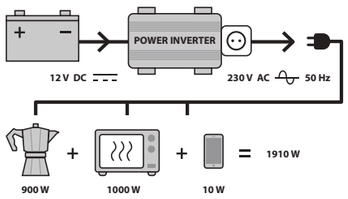

- Under-voltage / Over-voltage / Overload / Overheating / Output short-circuit
- Tension faible / Surtension / Surcharge / Surchauffe / Court-circuit
- Unterspannung / Überspannung / Überlastung / Überhitzung / Kurzschluss am Ausgang

Power based on output voltage
Puissance en fonction de la tension de sortie
Leistung in Abhängigkeit von der Ausgangsspannung

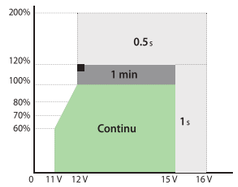

Power based on temperature
Puissance en fonction de la température
Leistung in Abhängigkeit von der Temperatur

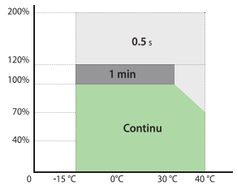

PSW REMOTE CONTROL

For 601W-12

For 1002W RC-12, 1502W RC-12, 2002W RC-12, 2002W RC-24, 3000V RC-12, 000V RC-24

Input = 888 V
Output = 888 W

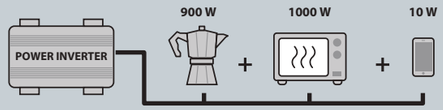

SELECT THE RIGHT POWER INVERTER
- CHOISISSEZ VOTRE CONVERTISSEUR
- WÄHLEN SIE IHREN WECHSELRICHTER

	CONVER-GYS 150	CONVER-GYS 300	PSW 601W RC-12	PSW 1002W RC-12	PSW 1502W RC-12	PSW 2002W RC-12	PSW 3000W RC-12	PSW 2002W RC-24	MSW 82000	PSW 3000W RC-24	70 Ah	200 Ah
	12 V							24 V				
HOME APPLIANCE - ÉLECTROMÉNAGER												
Microwave - Micro-Ondes - Mikrowelle				700 - 1000 W							30 - 50 min	1 h 30 - 2 h
Toaster - Grille Pain				800 - 1500 W							20 - 40 min	1 h - 2 h
Fridge - Réfrigérateur - Kühlschrank (40 L)				45 W							12 h	35 h
Kettle - Bouilloire - Wasserkocher				700 - 2500 W							15 - 45 min	35 min - 2 h
Espresso coffee maker - Cafetière espresso - Espresso-Maschine				1000 - 1600 W							20 - 30 min	1 h - 1 h 30
Drip coffee maker - Cafetière filtre - Filterkaffee-Maschine				800 - 1200 W							25 - 40 min	1 h 30 - 2 h
ELECTRONIC - ÉLECTRONIQUE												
Mobile phone - Téléphone - Telefon				5 - 10 W							55 - 110 h	155 - 310 h
Laptop - Ordinateur portable				60 - 95 W							5 - 9 h	16 - 28 h
Radio				10 - 40 W							14 - 55 h	40 - 155 h
TV 15"				40 W							13 h 30	39 h
TV 21"				50 W							11 h	31 h
Video game console - Console de jeux vidéo - Konsole für Videospiele				39 - 100 W							5 - 13 h	16 - 39 h
Camera - Appareil photo - Fotoapparat				4 - 19 W							25 - 135 h	78 - 390 h
COMFORT - CONFORT												
Light - Eclairage - Beleuchtung				100 W							5 h 30	16 h
Electrical heater - Chauffage électrique - Elektrische Heizung						1800 - 2500 W					12 - 20 min	35 - 45 min
Fan - Ventilateur - Lüfter				50 W							11 h	31 h
Hairdryer - Sèche cheveux - Fön				1000 - 2000 W							15 - 30 min	45 min - 1h 30
SAILING - NAUTISME												
Navigation lights - Feux de navigation - Navigationslichter				24 W							30 h	80 h
Radar				24 W							30 h	80 h
Autopilot mode - Pilote automatique				60 W							9 h	30 h
GPS/Sat nav. - GPS				6 W							110 h	310 h

$$\text{* Usage duration (h)} = \frac{\text{80 \% x Capacity (Ah) x Optimum Efficiency (\%) x Input DC (V)}}{\text{Power (W)}}$$

MADE IN CHINA	Power	Peak power	Pure Sin Wave	Optimum Efficiency	Input DC	Output AC	Output USB (2.1) DC	max 150 W			Universal				cm	L × W × H cm / kg
CONVERGYS 150	150 W	300 W	—	90,5 %	12 V	230 V	5 V · 2 A	•	—	1.5 mm²	•	—	—	0,5 kg	N/A	8 × 16.5 × 24.7 / 0.45
CONVERGYS 300	300 W	600 W	—	85 %	12 V	230 V	5 V · 2 A	•	•	2.5 mm²	•	—	—	0,95 kg	N/A	21.3 × 20 × 6.8 / 0.95
PSW 601W RC-12	600 W	1200 W	•	90 %	12 V	230 V	5 V · 2 A	—	cables	6 mm²	•	•	6 m	2,2 kg	26.5 × 17 × 7.5	31 × 22 × 12 / 2.3
PSW 1002W RC-12	1000 W	2000 W	•	90 %	12 V	230 V	5 V · 2 A	—	cables	10 mm²	•	•	6 m	4,7 kg	37.5 × 21 × 10	44 × 27 × 16 / 4.5
PSW 1502W RC-12	1500 W	3000 W	•	90 %	12 V	230 V	5 V · 2 A	—	cables	16 mm²	•	•	6 m	5 kg	37.5 × 21 × 10	44 × 27 × 16 / 4.6
PSW 2002W RC-12	2000 W	4000 W	•	90 %	12 V	230 V	5 V · 2 A	—	cables	22 mm²	•	•	6 m	6,25 kg	38.5 × 25 × 10	43 × 32 × 16.5 / 5.7
PSW 3000W RC-12	3000 W	6000 W	•	85 %	12 V	230 V	5 V · 2 A USB-C 18 W (5 V / 3.1 A - 9 V / 2 A - 12 V / 1.5 A)	—	cables	18 mm²	•	•	6 m	10.7	49.8 × 28.8 × 14.2	58 × 35 × 28 / 11.2
MSW 82000	2000 W	4000 W	—	80 %	24 V	230 V	5 V · 2 A	—	cables	12 mm²	•	•	—	5,8 kg	35 × 20 × 28	45.3 × 26.8 × 16.1 / 4.9
PSW 2002W RC-24	2000 W	4000 W	•	90 %	24 V	230 V	5 V · 2 A	—	cables	12 mm²	•	•	6 m	6,25 kg	38.5 × 25 × 10	43 × 32 × 16.5 / 5.7
PSW 3000W RC-24	3000 W	6000 W	•	85 %	24 V	230 V	5 V · 2 A USB-C 18 W (5 V / 3.1 A - 9 V / 2 A - 12 V / 1.5 A	—	cables	18 mm²	•	•	6 m	10.7	49.8 × 28.8 × 14.2	58 × 35 × 28 / 11.2

12 V CONVERGYS

CONVERGYS 150
027022

CONVERGYS 300
027053
: 027046

12 V PSW PURE SINE WAVE

PSW 601W RC-12
067332
: 067349

PSW 1002W RC-12
067356
: 067363

PSW 1502W RC-12
067370
: 067387

PSW 2002W RC-12
067394
: 067400

PSW 3000W RC-12
089853

NEW 01 \ 2026

24 V MSW MODIFIED SINE WAVE

MSW 82000
027237
: 027244

24 V PSW PURE SINE WAVE

PSW 2002W RC-24
067417
: 067424

PSW 3000 RC-24
089860

NEW 01 \ 2026

INCLUDED FOR ALL

PORTABLE ENERGY

DC/AC - Li inside

OPTIONS

Solar panel
for Power pack 520, 14.22, Energys DC/DC
monocrystalline
ETFE quality - 18V - 100 W max

OUTPUT
USB 1 : 5V/3A
USB 2 : 5V/3A ; 9V/2A ; 12V/1.5A
Type C : 5V/3A ; 9V/2A ; 12V/1.5A
Jack :18V/5.6A max
079410



3 MODES
Light / S.O.S. / Flash

5 MODES
Light (Low, Medium, High) / **S.O.S.** / **Flash**

POWER PACK 520

518 Wh | **500 W**

027961

POWER PACK 14.22

1408 Wh | **2200 W**

085206

USAGE DURATION	50 W	100 W	250 W	500 W	1000 W	1500 W	2200 W
POWER PACK 520	8 h	4 h	1 h 40	50 min	—	—	—
POWER PACK 14.22	22 h	11 h	4 h 30	2 h 15	1 h 05	45 min	30 min
POWER PACK 14.15 FC	22 h	11 h	4 h 30	2 h 15	1 h 05	45 min	—

FULL PROTECTION
Short-circuit protection,
Over-current protection,
Over-voltage protection,
Under-voltage protection
Over-load protection,
Temperature protection

MPPT integrated
Solar panel compatibility

5 MODES
Light (Low, Medium, High) / **S.O.S.** / **Flash**

FAST CHARGE
100% in 60min
Built-in charger

OPTIONS

Power batt 14
External battery
for Power pack 14.15 FC
085213

1408 Wh - LiFePO4
42 × 30 × 25.5 cm / 12.8 kg

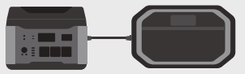

2816 Wh
Using time (×2)

included

Solar panel
for Power pack 14.15 FC
079403

monocrystalline - ETFE quality
48V - 220 W max
OUTPUT : **MC4**

POWER PACK 14.15 FC

1408 Wh | **1500 W**

085169

	LITHIUM Battery		INPUT	RECHARGING TIME			AC OUTPUT			DC OUTPUT		LIGHT		BOOSTER			OPTION COMPATIBILITY			
	CAPACITY	TYPE		MAINS 0-100 %	SOLAR PANEL 0-100 % (depending on weather conditions)	DC CHARGING 0-100 %	230 V / 50 Hz (Pure Sine Wave)	Rating POWER OUT	Peak Power OUT					12V Petrol & Diesel (Lead / LFP)	1V/Cell	0V/Cell	SOLAR PANEL	EXTERNAL BATTERY	L × W × H cm / kg	L × W × H cm / kg
POWER PACK 520	20 Ah 518 Wh	LiPo	JACK DC ø3.5 (Main / solar charging): 12-30V 80W PD USB-C (DC charging): 45W	6 h 30	8 h 30 - 11 h 30	11 h 30	(×2) Type C / E / F / G / I	500 W	750 W (3sec)	(×1) PD USB-C : 45W max (×1) QC USB-C : 18W max (×2) USB-A : 5V - 2.4A	(×2) JACK DC ø5.5 : 12V - 10A (×1) Cigarette Lighter : 12V - 10A	(×1) LED		—	—	—	•	—	26.4 × 23.4 × 16.3 / 5.14	33,5 × 23 × 34.5 / 6.2
POWER PACK 14.22	55 Ah 1408 Wh	LFP	JACK DC ø5.5 (Main / solar charging): 12-30V 200W	7 h 30	13 h - 15 h	—	(×3) Type C / E / F (euro plug)	2200 W	4400 W	(×3) USB-A : 5V - 2.4A (×1) QC USB-A : 18W max (×2) PD USB-C : 100W max	(×2) JACK DC ø5.5 : 12V - 10A (×1) Cigarette Lighter : 12V - 10A	(×1) LED		•	500 A	1000 A	•	—	36 × 27 × 28 / 17.1	—
POWER PACK 14.15 FC	55 Ah 1408 Wh	LFP	C14 EURO PLUG (AC charging): 230Vac 1500W ANDERSON (solar charging): 30-60V 400W JACK DC ø5.5 (DC charging): 12V 120W	1 h	6 h - 8 h	11 h	(×3) Type C / E / F (euro plug)	1500 W	3000 W	(×3) USB-A : 5V - 2.4A (×1) QC USB-A : 18W max (×2) PD USB-C : 100W max	(×2) JACK DC ø5.5 : 12V - 10A (×1) Cigarette Lighter : 12V - 10A	(×1) LED		•	500 A	1000 A	•	•	36 × 27 × 28 / 19.3	43 × 36.5 × 33.5 / 22

RECOMMENDATION															
POWER PACK 520	•	•	•	•	•	•	•								
POWER PACK 14.22	•	•	•	•	•	•	•	•	•	•	•	•	•	•	•
POWER PACK 14.15 FC	•	•	•	•	•	•	•	•	•	•	•				

AIR COMPRESSOR

NOMAD AIR COMPRESSOR
088795

NEW

30L/ min

INCLUDED

Nozzle set

USB-C / USB-C

5 INFLATION MODES

- **Car** (2.50 bars)
- **Motorbike** (2.40 bars)
- **Ball** (4.10 bars)
- **Bike** (0.55 bars)
- **Favorites** (1.40 bars)

Ultra light & Compact

INPUT USB-C

OUTPUT USB-A

OPTION

15 W USB-C Charger
087101

15 W USB-C Charger
087354

	LITHIUM Battery				INPUT	OUTPUT	cm	kg
	CAPACITY	TYPE	FULL CHARGE					
NOMAD AIR COMPRESSOR	2.5 Ah / 27.75 Wh	LicoO2	2h15	10 bars	USB-C : 5V/2A	(×1) USB-A : 5V - 2.1A	6.4 × 5.65 × 17.55	0.61

MEMORY SAVER

NOMAD OBD MEMORY SAVER
085480

included

Clamps - 95 cm

Charger - 1.1 m

FULL PROTECTION

Ultra light & Compact

Lithium battery INSIDE

INSIDE	MEMORY SAVER			
Li-ion 12 V - 2 Ah	OBD < 4 A	< 4 A	14.5 × 7.2 × 3.5 cm	515 g

2 POSSIBILITIES

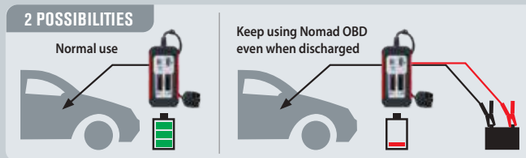

Connected to booster

CABLE OBD
- Câble OBD
- Kabel für OBD



MEMORY AUTO SAVE CABLE OBD
Fuse 7,5 A - 1,5 m
054202

EV CHARGING

Rechargement EV • Laden für Elektrofahrzeuge • Carga de EV • Ricarica per veicoli elettrici

6 A › 32 A

Power Grid		RECHARGE TIME (20 to 100%)*													
		230 V (1 ph)							400 V (3 ph)						
		6 A 1.4kW	8 A 1.8kW	10 A 2.3kW	13 A 2.9kW	16 A 3.7kW	20 A 4.6kW	32 A 7.4kW	6 A 4.1kW	8 A 5.5kW	10 A 6.9kW	13 A 8.9kW	16 A 11kW	20 A 14kW	32 A 22kW
Example of battery capacity	10 kW	6 h	4 h30	3 h30	3 h	2 h	1 h30	1 h	2 h	1 h30	1 h	50 min	40 min	-	-
	20 kW	12 h	9 h	7 h	5 h30	4 h30	3 h30	2 h	4 h	3 h	2 h30	2 h	1 h30	-	-
	50 kW	29 h	22 h	18 h	13 h	11 h	9 h	5 h30	9 h	7 h30	6 h	4 h30	3 h	2 h30	1 h30
	60 kW	35 h	26 h	21 h	16 h	13 h	10 h30	6 h30	11 h30	9 h	7 h	5 h30	4 h	3 h30	2 h
	70 kW	40 h	30 h	24 h	19 h	15 h	12 h	7 h30	13 h30	10 h	8 h	6 h30	5 h	4 h	2 h30
	80 kW	46 h	34 h	27 h	22 h	17 h	14 h	8 h30	15 h30	11 h30	9 h	7 h	6 h	4 h30	3 h

*Indicated values

INCLUDED

	075320	080676
16 A / 1ph	✓	–
13 A / 1 ph	–	✓
32 A / 3 ph	✓	✓
16 A / 1 ph	–	✓

more input options...

available on request

IP 65

23 × 16 × 9 cm
46 × 20.5 × 38 cm / 6 kg

SUPER PRO SMART EV CHARGE

6 → 32A | 1ph / 3ph

075320
: 080676

TIMER FUNCTION
Delay start 1h → 24h

EV CHARGING - PORTABLE

10/16 A | 1 ph

028975

EV CHARGING - STANDARD CABLES

32 A | 1 ph

079687

32 A | 3 ph

079694

EV CHARGING - SPIRAL CABLE

32 A | 1 ph

028982

	IP	U_1	I_1	P				
SUPER PRO SMART EV CHARGE	65	1 ph / 3 ph + N	6/8/10/13/ 16/20/32 A	1,4 → 22kW	•	–	5 m	Type 2
EV CHARGING PORTABLE	66	1 ph	10 / 16 A	2,3 / 3,7kW	•	–		Type 2
EV CHARGING SPIRAL CABLE	66	1 ph	32 A	7,4 kW	–	•		Type 2
EV CHARGING STANDARD CABLES	55	1 ph	32 A	7,4 kW	–	•		Type 2
	55	3 ph	32 A	22 kW	–	•		

OPTION

21 × 43 × 57 cm

060432

IP67

EV BATTERY ACCESSORIES

EQUIPMENT FOR EV AND HYBRID APPLICATIONS - Équipements pour opérations sur véhicules électriques & hybrides - Ausrüstung für den Betrieb von Elektro- und Hybridfahrzeugen

FACE SHIELD WITH HEADBAND
- ÉCRAN FACIAL AVEC SERRE-TÊTE
068018

INSULATING GLOVES (T10)
- GANTS ISOLANTS (T10)
068025

JACKET - Veste - Jacke

EN ISO 11612 A1+A2-B1-C1-E3-F1
IEC 61482-2 Class 1-4kA
EN 1149-5
EN ISO 11611 Class 2-A1 & A2
EN 14404 +A1 Type 2

98% cotton, 2% antistatic

S (40/42) **046368**
M (44/46) **046375**
L (48/50) **046382**
XL (52/54) **046399**
XXL (56/58) **046412**

TROUSERS - Pantalon - Hose

EN ISO 11612 A1+A2-B1-C1-E3-F1
EN ISO 11611 Class 2-A1 & A2
IEC 61482-2 Class 1-4kA
EN 14404 +A1 Type 2
EN 1149-5

98% cotton, 2% antistatic

S (40/42) **046313**
M (44/46) **046320**
L (48/50) **046337**
XL (52/54) **046344**
XXL (56/58) **046351**

Working zone warning kit
- Kit pour le balisage de la zone d'intervention
- Kennzeichnungsset für Hochvolt-Bereiche
064409

Red and white warning pole - Balise de signalisation rouge et blanche	x 4
Red and white bounding line - Chaîne de délimitation rouge et blanche	x 1
Sign board "*Danger, working area EHV*" - Pancarte de signalisation "*Danger, zone de travail VEH*"	x 2

EV BATTERY LIFT

1T MOBILE LIFTING TABLE WITH HYDROPNEUMATIC PUMP
- Table élévatrice mobile 1 tonne avec pompe hydropneumatique - Mobiler 1-Tonnen -Hubtisch mit hydropneumatischer Pumpe

083912
Weight : 385 kg

Hydropneumatic pump
- Pompe hydropneumatique

110 s | 30 s

1.2T LIFTING TABLE FOR ELECTRIC VEHICLE BATTERIES
- Table de levage 1.2T pour batteries de véhicule électrique - 1,2T Hubtisch für Elektrofahrzeugbatterien

083929
Weight : 760 kg

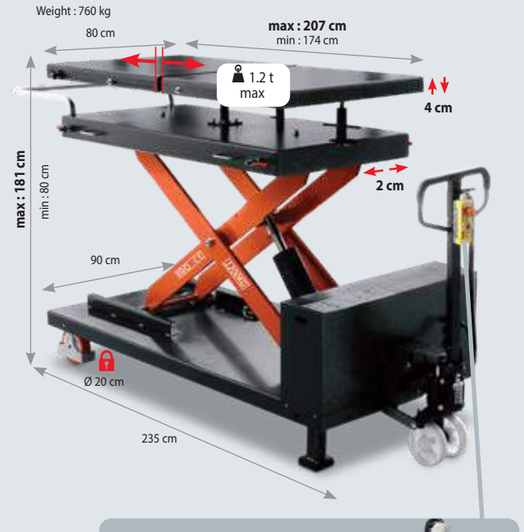

230 V ~1 phase 50 Hz

FAST : 45 s | PRECISE : 170 s | 40 s

BATTERY LIFT

JOBSITE XL HAND TROLLEY
039568
18.3 kg 66 x 47 x 20 cm / 19.5 kg

MULTITOOL TRUCK
max 200 kg
067158
90 kg
123 x 79 x 39 cm / 95 kg

INCLUDED
- for battery
- for brake caliper
- for wheels

WORKSHOP EQUIPMENT

ROUND STOOL WITH TOOL STORAGE
- Tabouret - Werkstatt-Rollhocker

057555
38 x 38 x 44 cm - 5.2 kg
41 x 19 x 41 cm / 5.6 kg

3-DRAWER WORKSHOP STOOL - Tabouret d'atelier 3 tiroirs - Werkstatthocker 3 Schubladen

079878
47 x 35 x 43 cm / 12 kg
38.5 x 37 x 38.5 cm / 13 kg

MECHANICS CREEPER WITH TILTING HEADREST - Chariot de visite - Werkstatt-Rollliege

057548
102 x 43 x 11 cm / 5.3 kg
104 x 45 x 13 cm / 6 kg

2 IN 1 MECHANICS CREEPER
- Chariot de visite 2 en 1 - Werkstatt-Rollliege

079861
102 x 40 x 14 cm
40 x 13 x 63 cm - 7,6 kg

PLASTIC STOOL WITH TOOL STORAGE
- Tabouret en plastique avec rangements - Kunststoffhocker

085916
3.9 kg
61 x 36 x 16 cm / 4.6 kg

FOLDING STEP STOOLS - Marche pieds (Aluminium)
- Arbeitspodest klappbar

080041
7.3 kg
100 x 39.5 x 19 cm / 8.1 kg

057562
7.9 kg
102 x 39 x 19 cm / 8.5 kg

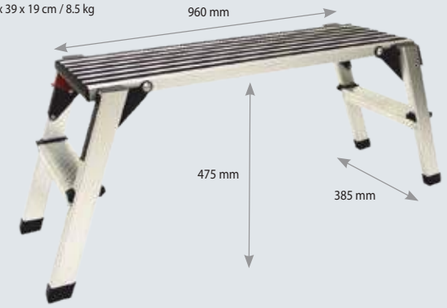

058552
113 x 41 x 16 cm / 16 kg
117 x 42 x 17 cm / 17 kg

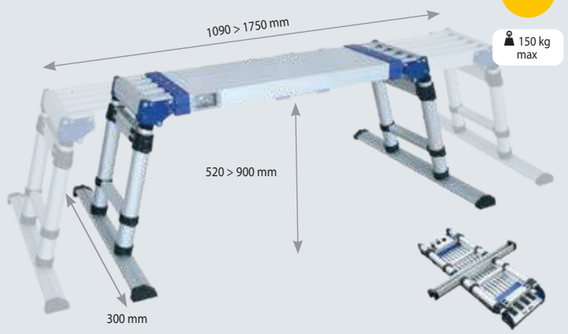

WORKSTATION PREMIUM 5 DRAWERS
- Servante premium 5 tiroirs

076143
64 kg
Capacity 320 kg

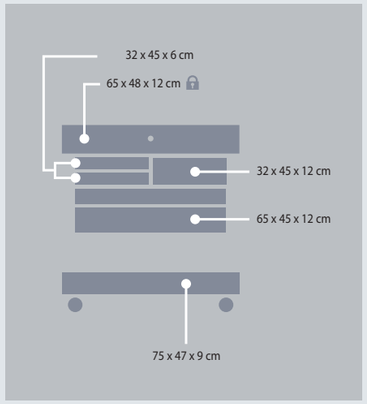

PLASTIC TROLLEY 3 SHELVES
- Servante plastique 3 plateaux

087309

WORKSTATION 3 SHELVES 1 DRAWER
- Servante d'atelier 3 plateaux 1 tiroir

088023

ACCESSORIES

MANUAL TOOL FOR BLIND RIVETS
- Riveteuse manuelle - Manueller Blindnietgerät

For BLIND rivets - Pour rivets POP - Für Blindniet

Steel / Acier	Ø 3.2/4.0/4.8/6./6.4
Alu	Ø 3.2/4.0/4.8/6./6.4

061323

Made in Taiwan

MAGNETIC COVER - Couverture magnétique - Magnetschutzdecke

1.06 m x 0.6 m
061446

PROTECTION GOGGLES
- Lunettes de protection - Schutzbrillen

EN 166

Shade/IR0
042810

Shade/IR0
042827

Shade/IR5
042841

Shade/IR0
047778

Shade/IR0
047792

INFRARED THERMOMETER
- Thermomètre infrarouge

Adjustable emissivity : **0.10 ~ 1.00**

-50 / +600 °C
-58 / +1112°F

079922

GLOVES - Gants - Handschuhe - Guantes

Anti-cut
- Anti coupure
T9
045897

EN388
4342C

✓ **touch screen friendly**
- écran tactile

High resistance anti-cut
Anti coupure
haute résistance
EN 420
EN 388:4121
T9 : **045910**
T10 : **045927**

High dexterity anti-cut
- Anti coupure haute dextérité
EN 420
EN 388:1121
T9 : **045903**
T10 : **045934**

Ultra Flexible

T10
064188

EN388
2011 X

EN420
2003
+A1

HEAT COVER - Couverture anti-chaleur - Hitzeschutzdecke - Manta anti-calor - Protecção anti-aquecimento

PROTEC 550
550°C/1000°F - **Class M0**
2 m x 2 m - 580 g/m²
050495

PROTEC 1200
1200°C/2200°F - **Class M0**
1.75 m x 1.5 m - 1200 g/m²
050204

PROTEC 1300
1300°C/2400°F - **Class M0**
XL : 2 m x 1.8 m 620 g/m²
053595

PROTEC 1300L
1300°C/2400°F
XL : 2 m x 1.8 m 420 g/m²
060500

SET OF 2 MAGNETS
- Jeu de 2 aimants
- Schweißmagnet

(x2)
052291

RESPIRATORY MASKS - Masques respiratoires - Atemschutzmaske - Máscaras respiratorias

FFP3 - EN 140 / EN 143 / EN 166
(x1) Size M/L
037021

FFP3 - EN 140 / EN 143
(x1) Size M/L
037014

Étui / Case
037045

FFP3 - EN 143 : 2000 P3
Anti poussières
/ Anti odeurs
037038

JUMPER CABLES

320 A › 1000 A

056206				
564015				
056404				
056602				
056190				
056312				
056329				
056336				
056343				
056558				
056541				
056619				

PRO BRASS CLAMPS

BRASS CLAMPS, NON-INSULATED - Pinces laiton, non isolées -
Messingklemmen, nicht isoliert - Pinzas de latón, no aisladas - Morsetti in ottone non isolati

MADE IN CHINA

MADE IN FRANCE

			x 8		TYPE
056206	**320 A**	3 m	—	16 mm²	(CCA)
564015	**500 A**	3 m	—	25 mm²	(CCA)
056404	**700 A**	4,5 m	—	35 mm²	(CCA)
056602	**1000 A**	5,1 m	—	50 mm²	**(100% Cu)**
056190	**1000 A**	4,5 m	INCLUDED	50 mm²	**(100% Cu)**

PRO INSULATED CLAMPS

INSULATED CLAMPS - Pinces isolées • Isolierte klemmen -
Pinzas aisladas - Morsetti isolate

MADE IN CHINA

MADE IN FRANCE

		ESSENCE BENZINE PETROL	DIESEL		x 8		TYPE	DIN 72553
056312	**200 A**	1,5 l		3 m	—	10 mm²	≈ Ø Cu	—
056329	**320 A**	2,5 l		3 m	—	16 mm²	≈ Ø Cu	•
056336	**500 A**	5,5 l	3 l	3,5 m	—	25 mm²	≈ Ø Cu	•
056343	**700 A**	7 l	4 l	4,5 m	—	35 mm²	≈ Ø Cu	•
056558	**1000 A**	7 l	4 l	4,5 m	INCLUDED	50 mm²	**(100% Cu)**	—

SUPER PRO INSULATED CLAMPS

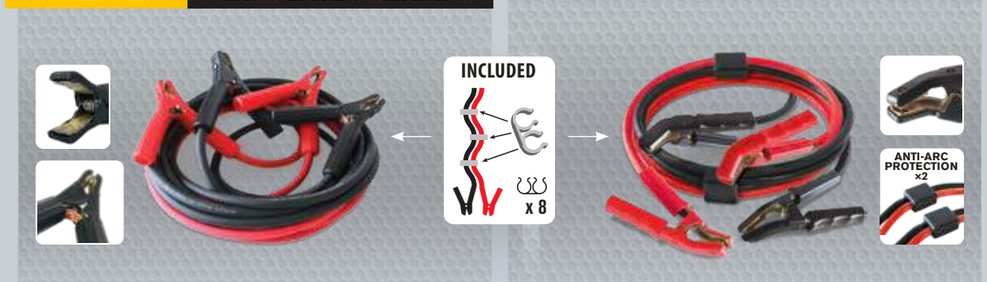

MADE IN FRANCE

				TYPE
056541	**700 A**	4,5 m	**35 mm²**	**100% Cu**
056619	**1000 A**	5 m	**50 mm²**	**100% Cu**

ACCESSORIES

Current clamp
- Pince ampèremétrique
- Strommesszange

400 A 053991
600 A 053984

CLAMPS - Pinces • Klemmen • Pinzas • 充电夹

	40 A	60 A	200 A	300 A	600 A	650 A	700 A	850 A	1000 A	300 A	600 A
I 100%	30 A	60 A	100 A	200 A	120 A	120 A	120 A	170 A	200 A	-	-
I peak	75 A	150 A	200 A	300 A	600 A	650 A	700 A	850 A	1000 A	-	-
max	⤫↕ 30 mm	⤫↕ 25 mm	⤫↕ 38 mm	⤫↕ 45 mm	⤫↕ 40 mm	⤫↕ 35 mm	⤫↕ 28 mm	⤫↕ 44 mm	⤫↕ 55 mm	⤫↕ 38 mm	⤫↕ 38 mm
max	2.5 mm²	16 mm²	16 mm²	25 mm²	35 mm²	25 mm²	25 mm²	35 mm²	70 mm²	50 mm²	95 mm²
		Compact									
	●● (×2)	● 071896 / ● 071889	● 053502 / ● 053403	● 053700 / ● 053601	● 053779 / ● 053786	● 055551 / ● 055544	● 025783 / ● 025776	● 053816 / ● 053793	● 025769 / ● 025752		
	053106	●● (×2) 071872								038059	038066

CABLE LUGS • Cosses • Terminal Kabelschuhe • Kabelschoen

16 mm²	M10	×10	038219
25 mm²	M10	×10	038226
35 mm²	M14	×10	038233
50 mm²	M14	×10	038240

75 mm²	M16	×10	038257
125 mm²	M15	×5	038264

25 mm²	M5	×100	047525
35 mm²	M6	×100	047532
50 mm²	M10	×100	047549

10 mm²	M16	×100	047501
16 mm²	M15	×100	047518

70 mm²	M10	×100	047556
95 mm²	M10	×50	047570

CABLES EN 60245-6/H01N2-D (Rubber - Caoutchouc)

EN 60974-9

⊛	↔ L		A (60%)	A (35%)
16 mm²	100 m	046252	121	131
	✂ x m	046207		
25 mm²	5 m	045408	165	185
	100 m	046603		
	✂ x m	046306		
35 mm²	100 m	046702	211	243
	✂ x m	046405		
50 mm²	100 m	046801	275	323
	✂ x m	046757		
70 mm²	✂ x m	046832	351	419
95 mm²	✂ x m	046863	433	527

HIGH FLEXIBILITY ELECTRICAL CABLES



⊛	↔ L			A (60%)	A (35%)
10 mm²	100 m	054882	054875	88	92
	20 m	056107	056091		
16 mm²	100 m	054905	054899	120	130
	20 m	056121	056114		
25 mm²	100 m	054929	054912	164	184
	20 m	056145	056138		
35 mm²	100 m	054943	054936	210	240
	20 m	056169	056152	210	240
50 mm²	100 m	054967	054950	273	320
	20 m	056183	056176	273	320
70 mm²	50 m	—	056565	310	380

DINSE CONNECTORS • Connecteurs Texas • Stecker • Conectores

CM

CF

	I A max	⊛ mm²	Ø mm	Ø mm	Compatibility		Ref.
CFM 25.14	200	10/25	14	9	CM 25.14, CF 25.14	x1	045507
CFM 50.21	300	35/50	21	13	CM 50.21, CF 50.21	x1	045606
CFM 70.21	400	50/70	21	13	CM 70.21	x1	047488
CM 25.14	200	10/25	14	9	CF 25.14	x20	045668
CM 50.21	300	35/50	21	13	CF 50.21	x10	045613
CM 70.21	400	50/70	21	13	CF 70.21	x5	045750
CM 95.24	500	70/95	24	13	CF 95.24	x5	047495
CF 25.14	200	10/25	14	9	CM 25.14	x30	045651
CF 50.21	300	35/50	21	13	CM 50.21	x10	045620
CF 70.21	400	50/70	24	13	CM 70.21	x5	045736
CF 95.24	500	70/95	24	13	CM 95.24	x5	072374

ANTI-ARC PROTECTION

041318

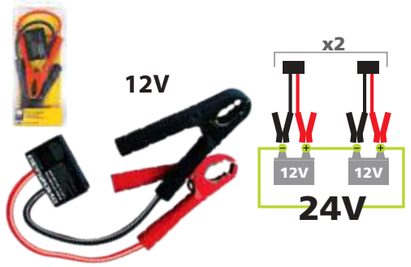

ACIDIMETER (PH METER)

054103

BATTERY TERMINAL CLEANING BRUSH

027572

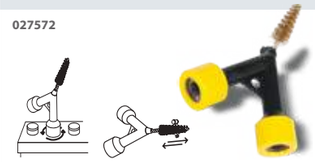

ADJUSTABLE BATTERY CARRIER

058354

QUICK CONNECTORS

ø 10 mm / 50 mm²
I max = 1000 A
054455

FUSES • Fusibles • Sicherungen • Fusibles • 保险丝

×5



6.3 A	054578
10 A	056527

×10

10 A	054530
15 A	054493
20 A	054509
25 A	054516
30 A	054523
40 A	054554



100 A 054486

×2



M5

100 A 054394

×2



M6

150 A 027930

×2

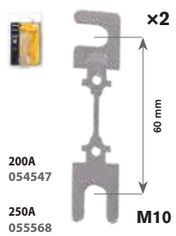

200A 054547
250A 055568
300A 054561

M10

×2

M5

40 A	054646
50 A	054622
80 A	054653
125 A	054585
150 A	054639

M6

40 A 071599

BATTERY TERMINAL • Cosses batterie • Polklemmen • Terminales batería • 电池端子

×1

	⊛ ø 10 mm / 35 mm²		⊛ ø 13 mm / 50 mm²		⊛ ø 16 mm / 70 mm²
054400 ⊕ & ⊖					
⊕	×25 054431	×25 054332	×25 054417	×25 054356	×25 054370
⊖	×25 054448	×25 054349	×25 054424	×25 054363	×25 054387



67 W Fast USB-C Charger
✓ Nomad Power PRO 901 FC
087132

15 W USB-C Charger
✓ Nomad Power 401 / 501
✓ Nomad Power PRO 701 / PRO 801 / PRO 901 FC
087101

15 W USB-C Charger
✓ Nomad Power 401 / 501
✓ Nomad Power PRO 701 / PRO 801 / PRO 901 FC
087354

SOLAR POWERED CHARGER WITH ACCESSORIES • Kit solaire de maintien de charge avec accessoires • Solarpanel zur Ladeerhaltung mit Zubehör • Kit solar de mantenimiento de carga

072411

SOLAR PANEL • Panneau solaire • Solarpanel • Panel solar



monocrystalline - ETFE quality
18V - 100 W max

OUTPUT
USB 1 : 5V/3A
USB 2 : 5V/3A ; 9V/2A ; 12V/1.5A
Type C : 5V/3A ; 9V/2A ; 12V/1.5A
Jack :18V/5.6A max

compatible with Energys DC/DC 50.12/24

079410



monocrystalline - ETFE quality
48V - 220 W max

OUTPUT
MC4

compatible with Power pack 14.15 FC

079403

INSPECTION LAMP - Lampe inspection - Inspektionslampen

FRONTAL INSPECTION LAMP 280 L

100-280 lumens

3 W COB LED
80 CRI+, 6500 K
3.7 V - 1500 mAh Li-po
micro USB charging
operating time
High position : 2 h
Low position : 6 h

IP 65 / 7.8 × 4.7× 4.2 cm
40 × 8.8 × 5.5 cm / 200 g

060845



PORTABLE LAMP 400 L

400 lumens

COB LED
Li-ion
Charging time : 8h
operating time
High position : 2.5 h
Low position : 5 h
Top light (1 W) : 6 h

23 × 6.5 × 4 cm / 480 g
13 × 7 × 23.5 cm

059153

HANDS-FREE TORCH 360 L

180-360 lumens

3.7 V - 2200 mAh Li-ion
Charging time: 3.5 h
operating time
High position : 3 h
Low position : 6 h

26 × 15.9 × 2.5 cm
3.5 × 30 × 16 cm

088559

INSPECTION LAMP MINI 350 L

0-350 lumens

COB LED
3.7 V - 1100 mAh Li-ion
USB charging (3 h)
operating time
3 > 6.5 h

IP 20

075894

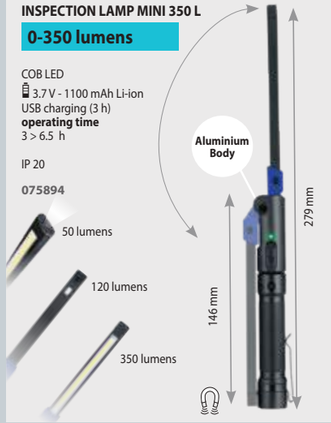

INSPECTION LAMP PRO 800 L

120-800 lumens

COB LED
3.7 V - 2600 mAh Li-ion
USB charging (4 h)
operating time
2.5 > 9 h

IP 54

075900

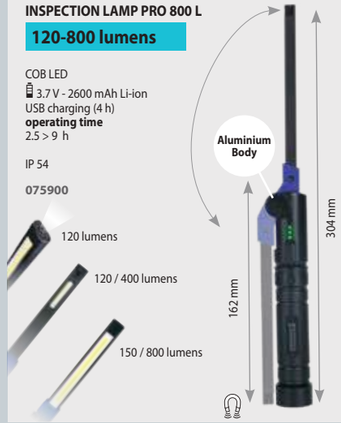

UNDER BONNET LAMP - Lampe sous capot - Leuchte für Motorhaube

UNDER BONNET LAMP 600 L

500-1000 lumens

120 COB LED
3.7V - 4000 mAh Li-ion
charging time : 10/12 h
operating time
High position : 4 h
Low position : 8 h

26 × 10 × 10 cm
2.3 kg
23.5 × 12 × 69.5 cm

059962

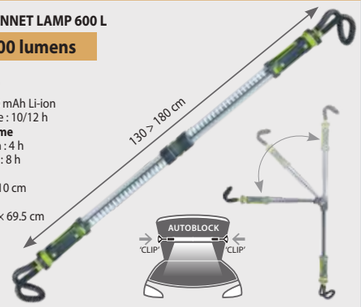

UNDER BONNET LAMP 800 L

250-800 lumens

120 COB LED
3.7V - 4000 mAh Li-ion
charging time : 10/12 h
operating time
High position : 3 h
Low position : 6 h

2kg
60.7 × 15 × 11.3 cm

058002



WORKLIGHT WITH TRIPOD - Projecteur sur trépied - Arbeitsleuchte mit Standfuß

TRIPOD LAMP 3000 L

3000 lumens

35 W COB LED
2 m power cord

IP 44
4.1 kg
103 × 21.5 × 10 cm

059979

TRIPOD LAMP 4000 L

4000 lumens

3× 20 COB LED,
total 60 LED
3 m
power cord

6.4 kg
22 × 16 × 116 cm

059986

AUTOMOTIVE BATTERIES

Batteries de démarrage - Starterbatterien - Baterías de arranque - Automotive accu's - Baterias de Automóvel - Μπαταρίες οχημάτων - Пусковые батареи - 汽车启动电池

Curves	Pb* (except gel)	Pb* (incl. gel)	Battery overcharged protection	100% charged	Maintenance	Battery desulphation	Fast Charge	Fast Charge ++
W	✓	-	-	✓	-	-	-	-
W2	✓	-	✓	-	-	-	-	-
WU	✓	-	✓	-	✓	-	-	-
WUoU	✓	✓	✓	✓	✓	-	-	-
IWUoU	✓	✓	✓	✓	✓	✓	✓	-
I REGULATED IUoU FAST CHARGE	✓	✓	✓	✓	✓	✓ (except Artic)	✓	✓
7 STEP 8 STEP GYSFLASH Pb	✓	✓	✓	✓	✓	✓	✓	✓

* Pb : AGM / EFB / VRLA / Liquid / SLI / SLA / Calcium...

GYSFLASH Lithium	
8 STEP Li-ion · 8 STEP LiFePO4 · 9 STEP Li-ion · 9 STEP LiFePO4	LiFePO4 / Li-ion / Li-Po / NMC / LCO / MCO / NCA...

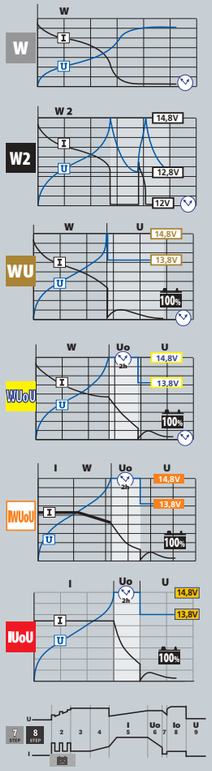

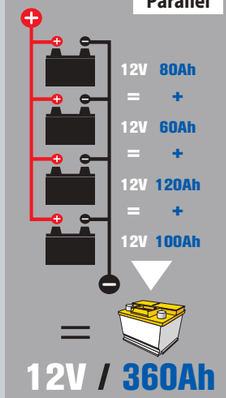

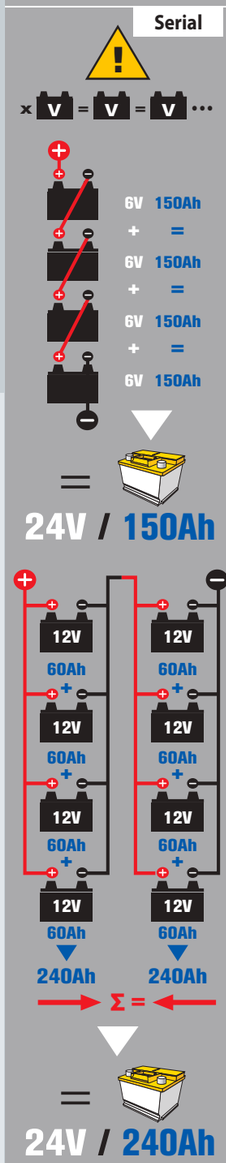

MARKETING

Catalogs and posters available for download on our website
www.gys.fr

A - Marquee
3 x 3 m
098022

B - Open Marquee
2 x 2 m
098039

C - Banner
3 x 0,50 m
098015



Display stand - Podium de présentation - Podest (machines not included)

063204
A : 45 cm, B : 50 cm, C : 50 cm

063211
A : 80 cm, B : 50 cm, C : 50 cm

Retail display space with 2 shelves
- Linéaire de vente avec 2 étagères
- Lochwandregal mit 2 Böden
(machines not included)
060784

Type	FA1	FA2	SB1
complete - complet - komplett	062429	062443	061149
without display stand - sans linéaire - ohne Regal	062436	062450	062412

INVEST IN THE FUTURE

CHARGE

2026

GYS France

Headquarters
1 rue de la Croix des Landes
CS 54159
53941 Saint-Berthevin - Cedex
Laval - France
Tel +33 2 43 01 23 60
E-mail service.client@gys.fr

ZI, 134 bd des Loges
53941 Saint-Berthevin
Laval - France

Logistics center
2 Rue Jean Dausset
53810 Changé - France
Tel +33 2 43 01 54 33

GYS Germany
Professor-Wieler
Straße 11
52070 Aachen
Deutschland
Tel +49 241/189-23-710
Fax +49 241/189-23-719
E-mail aachen@gys.fr

GYS Italia
Via Porta Est, 7
30020 Marcon - VE
Italia
Tel +39 041 53 21 565
E.mail italia@gys.fr

GYS China
Lot N°15 - 6666 bd Songze
201706 Qingpu
Shanghai - China
Tel +86 6221 4461
Fax +86 5226 0067
www.gys-china.com.cn
E-mail
contact@gys-china.com.cn

GYS UK
Unit 3 - Great Central Way
Rugby - Warwickshire
CV21 3XH
United Kingdom
Tel +44 1926 338 609
Fax +44 1926 429 764
E-mail uk@gys.fr

GYS Ibérica
Avenida Pirineos 31
Nave 9
San Sebastian de los Reyes
28703 Madrid
España
Tel +34 917 409 790
E.mail iberica@gys.fr

LinkedIn
Youtube
WeChat
Facebook
Instagram

www.gys.fr

Distributed by

095038 • Pour signaler des erreurs dans le catalogue, contactez : catalogues@gys.fr. Document non contractuel. GYS se réserve le droit de modifier sans préavis les spécifications de ses appareils. • To report errors in the catalog, contact: catalogues@gys.fr. Document not contractual. GYS reserves the right to modify the specifications of the machines without prior notice. Irrtümer und Änderungen vorbehalten. • I.P. - 197 g • printed in Sep 2025